

SURVEY RESULTS AT A GLANCE




Survey Results Summary

Report Title: **A&S 2020 Faculty Summary**

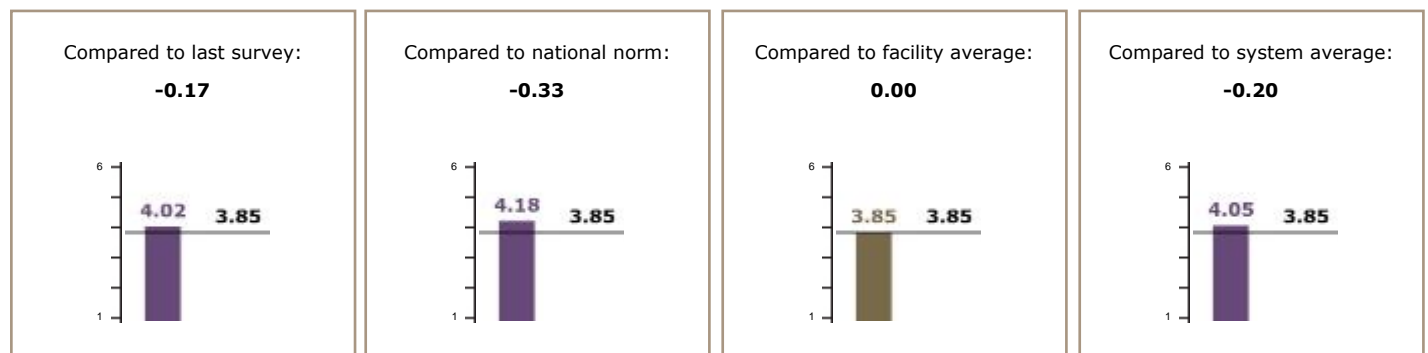
Date of Survey: March, 2020

OVERVIEW

















































Respondents: 474

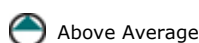
<p>Overall Score: 3.85</p> <p>max: 6.00</p>	<p>Strengths  These areas are your biggest strengths</p> <p>My academic unit chair/director involves me in decisions that affect my work.</p> <p>Faculty and staff have a mutual respect for one another and work well together.</p> <p>I trust other faculty members in my academic unit.</p> <p>Faculty in my academic unit treat each other with respect.</p> <p>CU Boulder faculty are open to sharing innovative ideas with one another.</p>	<p>Needs Attention  These areas need improvement the most</p> <p>The leadership by the executive leadership enhances CU Boulder's competitiveness.</p> <p>The executive leadership shares the reasons why key decisions are made with faculty.</p> <p>The executive leadership is responsive to feedback from the faculty.</p> <p>The exec. leadership at CU Boulder does a good job of prioritizing initiatives.</p> <p>The orientation process for new faculty is effective in preparing them to be successful.</p>
<p>National Percentile Rank</p>  <p>33rd</p> <p>max: 100</p>		

COMPARISONS IN OVERALL SCORE

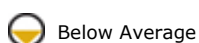


COMPARISONS IN ENGAGEMENT AREAS In relation to other Averages

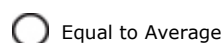
	National Average	Facility Average	System Average	Previous Survey
Executive Leadership	 -0.97	 0.00	 -0.49	 -0.59
Growth	 -0.34	 0.00	 -0.10	 -0.15
Quality/Innovation	 -0.60	 0.00	 -0.23	 -0.21
Recognition	 -0.28	 0.00	 -0.22	 -0.17
Resources	 +0.05	 0.00	 -0.10	 -0.07
University Collaboration	 -0.17	 0.00	 -0.10	 0.00
Alignment	 -0.13	 0.00	 -0.14	 -0.11
College Dean	 -0.42	 0.00	 -0.24	 +0.10
Compensation and Rewards	 -1.11	 0.00	 -0.33	 -0.11
Department Collaboration	 +0.18	 0.00	 -0.05	 -0.05
Department Leadership	 +0.62	 0.00	 -0.01	 0.00
Engagement	 -0.34	 0.00	 -0.18	 -0.15



Above Average



Below Average



Equal to Average