



Fiscal Year 2018

ANNUAL FINANCIAL REPORT

Awards, proposals and expenditures
related to sponsored projects



Office of Contracts and Grants
UNIVERSITY OF COLORADO **BOULDER**

Contents

Sponsored Projects Annual Financial Report - Fiscal Year 2018

Introduction	1
Sources of Research Awards	2
Funding by Colleges and Research Institutes	3
10 Year Summary	4-5
Appendix - Detailed Data	7
Awards by Funding Agency	8
Awards by Department	9-10
Awards by Department with Affiliated Funds	11-12
Proposals by Funding Agency	13
Proposals by Department	14-15
Expenditures by Funding Agency	16
Expenditures by Department	17-18
Expenditures by Category	19
Acknowledgments	20



Introduction

Sponsored Projects Annual Financial Report - Fiscal Year 2018

For the second year in a row, CU Boulder, in fiscal year 2018, received over half-billion dollars in sponsored projects funding and had nearly \$500 million in expenditures. Award funding topped \$511 million with 2,195 awards. Solid growth in sponsored projects starts with the submission of proposals. This fiscal year saw a record 2,415 proposals submitted (\$1.6 billion proposed projects). Leveraging all options for sponsored projects, FY18 was the first full year of capturing and expanding service activities. Service activity accounted for 80 awards worth \$5.2 million.

CU Boulder's robust research and creative works portfolio demonstrates the extensive expertise, quality and innovation of our faculty, staff and students. While federal agency funding is holding strong, projects with industry, other universities and international partners continue to be areas for growth. Keeping with a strong track record of collaboration with other institutions, subawards and subcontracts issued with our partners again increased over the last fiscal year.

With expertise in proposal preparation and submission, negotiations, non-financial award management and award compliance, the professional research administration staff in the Office of Contracts and Grants (OCG) supports our campus as its sponsored project funding flourishes. We regularly partner with the Campus Controller's Office (CCO), which oversees the post-award financial administration of sponsored projects, and other units supporting research and creative works in support of continuous improvement.

Research Reporting Platform

Fiscal year 2018 saw significant strides in bringing the Research Reporting Platform to fruition. The mission of this initiative, initially conceptualized through an Innovation Seed Grant, is to create an intuitive, single platform that allows Principal Investigators to access, aggregate and engage with information related to their sponsored projects. Early adopters have been using the platform and providing feedback in preparation for the first release to be available for all of campus in fall 2018. This platform is a joint project involving multiple units, with primary sponsorship coming from the Office of Data Analytics, OCG, CCO and Office of Information Technology.

Level of Budget Detail Aligned with Sponsor Expectations

With the assistance of seven pilot departments and institutes, OCG and CCO modified business processes to align budget detail in our sponsored project award (*infoED*) and financial management (PeopleSoft) systems with the detail required by the sponsor and University. These modified procedures bring us in alignment with sponsor expectations that the University manage to the awarded budget to achieve the scope of work. The pilot departments included Chemical & Biological Engineering, IBG, INSTAAR, Integrative Physiology, JILA, Psychology & Neuroscience and RASEI.

New Processes and Fund 33 for Service Activities

Substantial progress was made to solidify processes that capture and manage external service activities. A new Fund 33 was established to manage scope-based service projects. This streamlines management of service activities, and provides for stronger compliance support and tracking. External sales and service offerings are a valuable approach to enhance relationships, increase research funding and provide job opportunities for students. Creating solutions for the umbrella of service activities has been the joint effort of OCG, CCO and the Office of Budget & Fiscal Planning.

2018 SNAPSHOT

Research Awards

\$511.1
Million

2,195
Awards

Proposals Submitted

2,415
\$1.6 Billion

Research Expenditures

\$496.7
Million

Sources of Research Awards

Sponsored Projects Annual Financial Report - Fiscal Year 2018

Federal vs. Non-Federal Award Funding

Federal agency funding accounted for over two-thirds of sponsored awards in FY18.

Federal Agencies

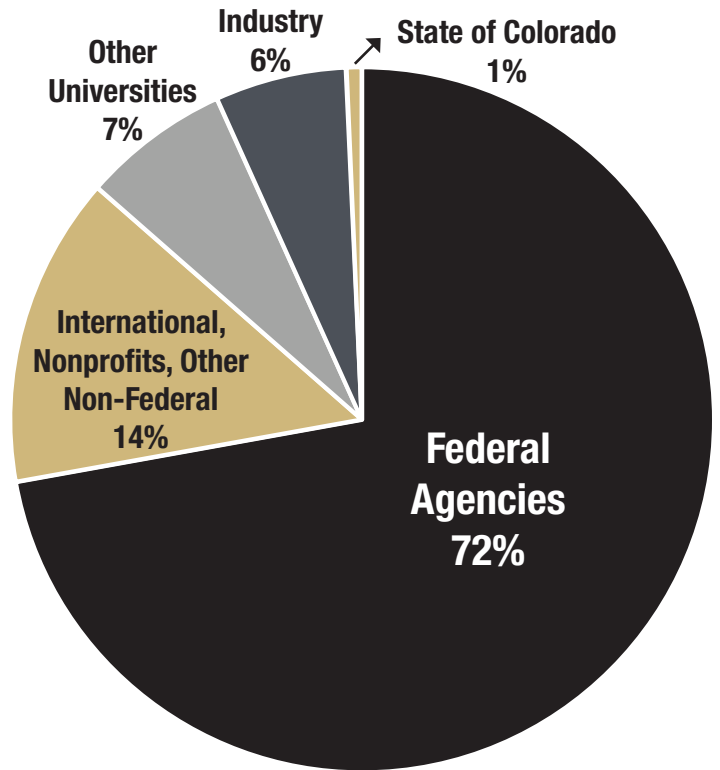
\$368.9 Million

Non-Federal Agencies

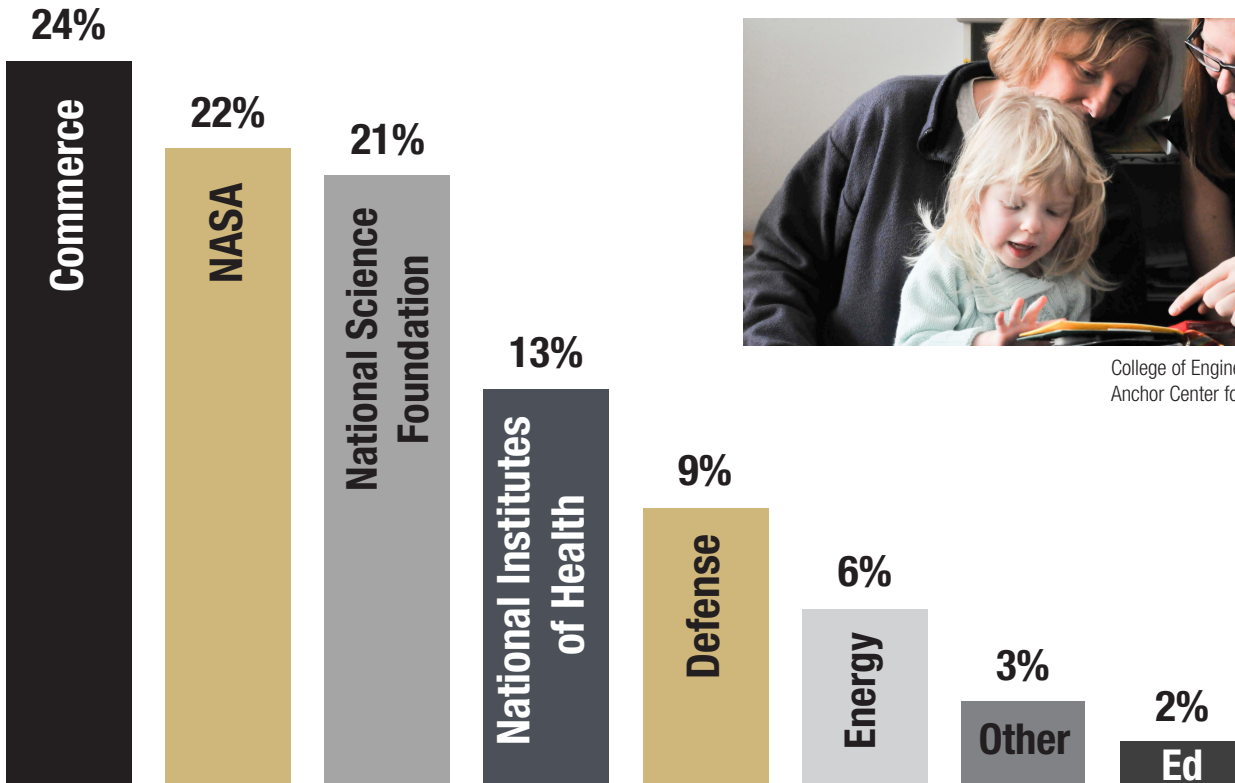
\$142.3 Million

Continued Industry Growth

With continued emphasis on industry partnerships over the past several years, fiscal year 2018 once again saw significant increases with private industry awards up **30%** over FY17 (\$30.9 million in awards).



Research Funding by Federal Agency



College of Engineering and Applied Sciences
Anchor Center for the Blind

Funding by Colleges and Research Institutes

Sponsored Projects Annual Financial Report - Fiscal Year 2018

Proposals Submitted

A record number of proposals were submitted by CU Boulder faculty in FY18.

2,415 Proposals Submitted
\$1.6 Billion

Proposals are typically funded or declined within six to twelve months after submission. There is not a one-to-one relationship between proposals and awards in this annual financial report because proposals can be submitted in one fiscal year and the award received the following fiscal year.

External Service Activities

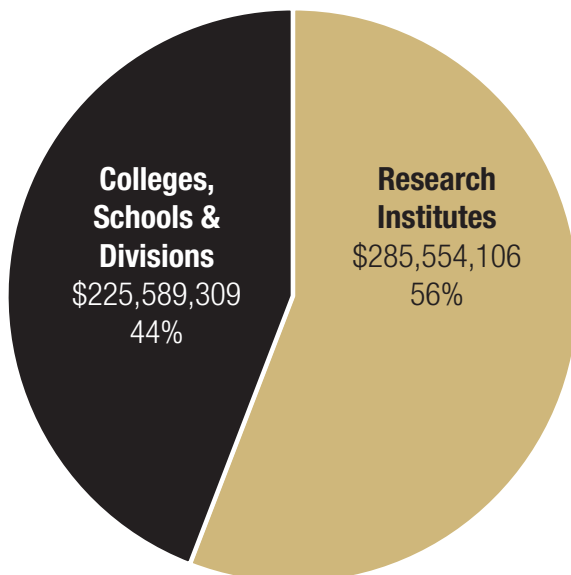
Fiscal year 2018 was the first full year of new processes and Fund 33 to manage scope-based service projects. External service activity is a valuable approach to enhance relationships, increase research funding and provide job opportunities for students.

Service activity accounted for:

80 Service Activity Awards
\$5.2 Million



Awards Summary Fiscal Year 2018 by Colleges and Research Institutes



Research Institutes by the Numbers


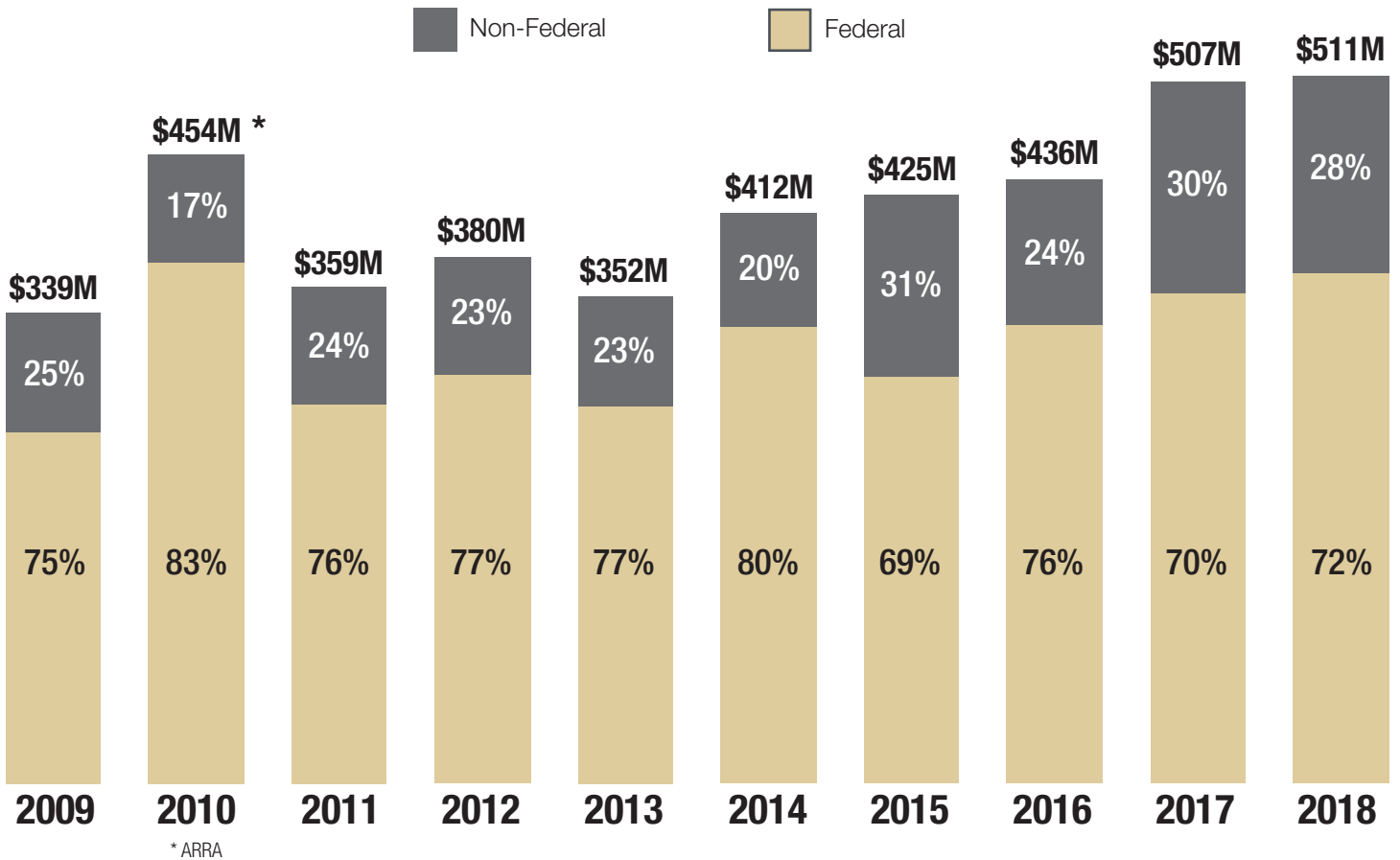
Laboratory for Atmospheric & Space Physics (LASP)	\$ 113,940,378
Cooperative Institute for Research in Environmental Sciences (CIRES)	\$ 86,710,103
JILA	\$ 25,929,021
Institute of Arctic & Alpine Research (INSTAAR)	\$ 12,892,680
Institute of Cognitive Science (ICS)	\$ 12,036,080
Institute of Behavioral Science (IBS)	\$ 11,442,537
BioFrontiers Institute	\$ 7,784,523
Institute for Behavioral Genetics (IBG)	\$ 7,120,658
Renewable & Sustainable Energy Institute (RASEI)	\$ 5,512,160
University of Colorado Museum of Natural History	\$ 2,185,966
Total	\$285,554,106

10 Year Summary

Sponsored Projects Annual Financial Report - Fiscal Year 2018

Total Award Funding

For the second year in a row, CU Boulder received over half-billion dollars in sponsored projects funding. CU Boulder's robust research and creative works portfolio demonstrates the extensive expertise, quality and innovation of our faculty, staff and students.



Top 5 Federal Funding Agencies

Five federal agencies are consistently the largest funding sources for CU Boulder awards with growth in award funding from each agency in FY18.

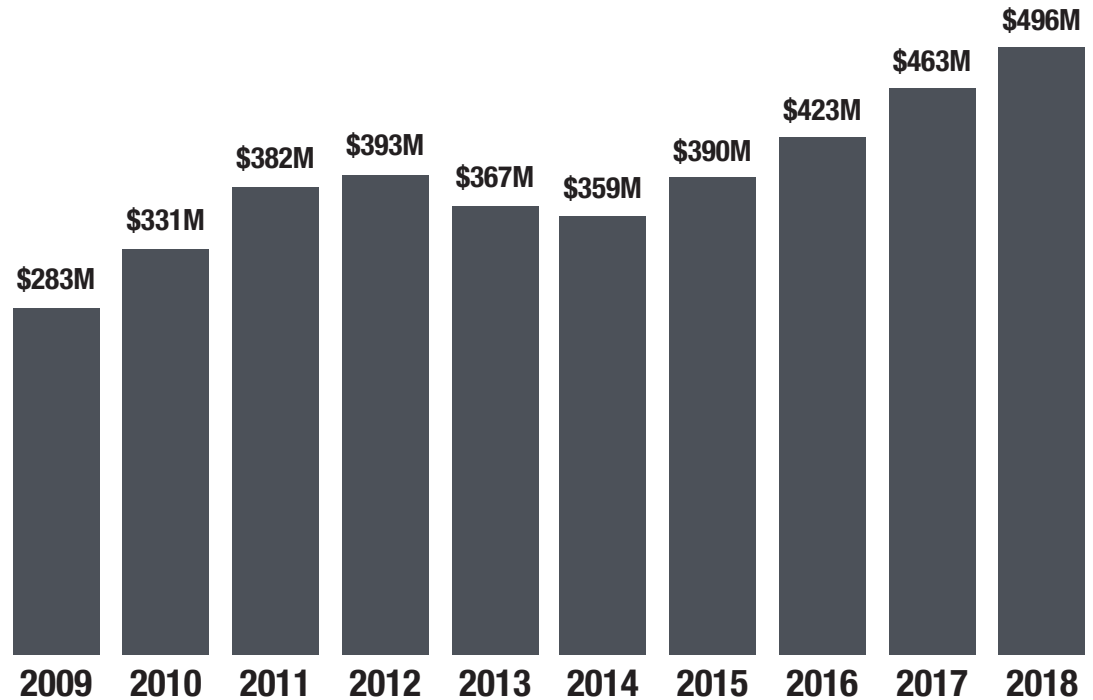
- NASA**
- National Science Foundation**
- Department of Commerce**
- National Institutes of Health**
- Department of Defense**

10 Year Summary

Sponsored Projects Annual Financial Report - Fiscal Year 2018

Expenditures

Expenditures continued to steadily increase in fiscal year 2018 with a 7% increase over 2017.



Expenditure data is provided by the Campus Controller's Office.



Research on the CU Boulder Campus

2,000+ research faculty

2,000+ undergraduate students directly involved yearly in research

650 faculty and students involved in interdisciplinary bioscience research

11 research institutes

90+ research centers across academic disciplines

50+ years of research partnerships with federal labs



Appendix - Detailed Data

Sponsored Projects Annual Financial Report - Fiscal Year 2018

Awards by Funding Agency	8
Awards by Department	9-10
Awards by Department with Affiliated Funds	11-12
Proposals by Funding Agency	13
Proposals by Department	14-15
Expenditures by Funding Agency	16
Expenditures by Department	17-18
Expenditures by Category	19
Acknowledgments	20

Awards by Funding Agency

Sponsored Projects Annual Financial Report - Fiscal Year 2018

	Number of Awards	Award Amount
FEDERAL AGENCIES		
DEPARTMENT OF AGRICULTURE	9	3,493,699
DEPARTMENT OF COMMERCE	87	90,186,427
DEPARTMENT OF DEFENSE	149	34,777,796
DEPARTMENT OF EDUCATION	15	6,012,965
DEPARTMENT OF ENERGY	51	17,006,579
DEPARTMENT OF ENERGY LABS (including NREL)	74	5,228,758
DEPARTMENT OF HEALTH & HUMAN SERVICES (NIH)	195	49,521,775
DEPARTMENT OF THE INTERIOR	26	2,193,522
NATIONAL AERONAUTICS & SPACE ADMINISTRATION	408	79,271,803
NATIONAL SCIENCE FOUNDATION	290	75,991,807
OTHER FEDERAL AGENCIES ¹	20	5,198,511
TOTAL FEDERAL AGENCIES	1,324	368,883,642
NON-FEDERAL AGENCIES		
ASSOCIATIONS & FOUNDATIONS	154	16,819,897
INTERNATIONAL UNIVERSITIES & ENTITIES	43	48,428,803
OTHER	18	1,410,568
OTHER UNIVERSITIES ²	243	30,674,719
PRIVATE INDUSTRY	274	30,922,187
PRIVATE NON PROFITS (including hospitals)	71	6,291,959
STATE OF COLORADO ³	28	3,717,820
STATE OF COLORADO UNIVERSITIES	40	3,993,820
TOTAL NON-FEDERAL AGENCIES	871	142,259,773
TOTAL AWARDS RECEIVED IN FISCAL YEAR 2018	2,195	511,143,415

Notes

- Other Federal Agencies include: Department of Housing and Urban Development (1 Award), Department of State (1), Federal Aviation Administration (4), Federal Highway Administration (1), Institute of Museum and Library Services (2), National Endowment for the Humanities (2), Nuclear Regulatory Commission (1), Peace Corps (1), Tennessee Valley Authority (2), U.S. Agency for International Development (1), Veterans Administration (4)
- Most funding from other universities originates with the federal government, but, historically, CU Boulder has counted these awards as non-federal.
- State of Colorado includes: Colorado Department of Education (1 Award), Colorado Department of Higher Education (2), Colorado Department of Human Services (3), Colorado Department of Public Health and Environment (3), Colorado Department of Revenue (4), Colorado Department of State (1), Colorado Department of Transportation (7), Colorado Higher Education Competitive Research Authority (2), Colorado Office of Economic Development (2), Colorado Parks and Wildlife (1), Colorado Department of Agriculture (1), Colorado Attorney General (1)

Awards by Department

Sponsored Projects Annual Financial Report - Fiscal Year 2018

	Number of Awards	Award Amount
ADMINISTRATION & COLLEGES		
ACADEMIC AFFAIRS	7	626,332
CAREER SERVICES	1	28,898
COLLEGE OF MEDIA, COMMUNICATION & INFORMATION	8	1,168,000
LEEDS SCHOOL OF BUSINESS	13	2,512,760
LIBRARIES	4	160,156
OFFICE OF INFORMATION TECHNOLOGY	2	13,335
POLICE DEPARTMENT	1	4,950
SCHOOL OF EDUCATION	47	8,524,681
SCHOOL OF LAW	5	1,536,709
STUDENT AFFAIRS	1	18,087
TOTAL ADMINISTRATION & COLLEGES	89	14,593,908
COLLEGE OF ARTS & SCIENCES		
ANTHROPOLOGY	6	366,056
APPLIED MATHEMATICS	22	3,476,122
ASTROPHYSICAL & PLANETARY SCIENCES	2	290,529
ATMOSPHERIC & OCEANIC SCIENCES	20	2,805,638
CENTER FOR ASIAN STUDIES	2	177,662
CENTER FOR ASTROPHYSICS & SPACE ASTRONOMY	62	4,489,581
CENTER FOR INTEGRATED PLASMA STUDIES	23	2,851,413
CENTER TO ADVANCE RESEARCH & TRAINING IN SOCIAL SCIENCES	4	2,199,766
CHEMISTRY & BIOCHEMISTRY	88	14,729,002
COLORADO SHAKESPEARE FESTIVAL	2	50,000
ECOLOGY & EVOLUTIONARY BIOLOGY	16	2,121,103
ECONOMICS	2	155,079
ENVIRONMENTAL STUDIES PROGRAM	9	1,067,425
ETHNIC STUDIES	1	6,000
GEOGRAPHY	11	508,982
GEOLOGICAL SCIENCES	24	4,299,907
GERMAN & SLAVIC LANGUAGES & LITERATURES	3	33,835
HISTORY	3	128,200
INTEGRATIVE PHYSIOLOGY	49	10,072,807
LINGUISTICS	2	278,916
MATHEMATICS	12	313,131
MOLECULAR, CELLULAR, & DEVELOPMENTAL BIOLOGY	56	11,058,113
PHYSICS	75	31,399,637
POLITICAL SCIENCE	2	105,882
PROGRAM FOR WRITING & RHETORIC	1	10,000
PSYCHOLOGY & NEUROSCIENCE	54	9,972,318
SOCIOLOGY	1	7,500
SPANISH & PORTUGUESE	1	13,232
SPEECH, LANGUAGE & HEARING SCIENCE	7	728,866
TOTAL COLLEGE OF ARTS & SCIENCES	560	103,716,702

Awards by Department

Sponsored Projects Annual Financial Report - Fiscal Year 2018

	Number of Awards	Award Amount
COLLEGE OF ENGINEERING & APPLIED SCIENCE		
ENGINEERING DEAN'S OFFICE	18	5,852,118
AEROSPACE ENGINEERING SCIENCES	171	20,622,085
ALLIANCE FOR TECHNOLOGY, LEARNING, & SOCIETY	13	4,241,633
CHEMICAL & BIOLOGICAL ENGINEERING	72	10,266,744
CE - RASEI		1,212,757
CIVIL, ENVIRONMENTAL & ARCHITECTURAL ENGINEERING	96	11,187,048
CEAE - RASEI		882,500
COMPUTER SCIENCE	57	6,637,305
CS - BIOFRONTIERS		44,898
ELECTRICAL, COMPUTER & ENERGY ENGINEERING	102	18,692,730
ECEE - RASEI		52,937
MECHANICAL ENGINEERING	118	17,598,440
TOTAL COLLEGE OF ENGINEERING & APPLIED SCIENCE	647	97,291,195
GRADUATE SCHOOL & RESEARCH INSTITUTES		
BIOFRONTIERS INSTITUTE	32	7,784,523
CENTER FOR STEM LEARNING	5	1,390,731
COOPERATIVE INSTITUTE FOR RESEARCH IN ENVIRONMENTAL SCIENCES	281	86,710,103
INSTITUTE FOR BEHAVIORAL GENETICS	22	7,120,658
INSTITUTE OF ARCTIC & ALPINE RESEARCH	72	12,892,680
INSTITUTE OF BEHAVIORAL SCIENCE	50	11,442,537
INSTITUTE OF COGNITIVE SCIENCE	50	12,036,080
JILA	70	25,929,021
LABORATORY FOR ATMOSPHERIC & SPACE PHYSICS	257	113,940,378
MUSEUM	9	2,185,966
RENEWABLE & SUSTAINABLE ENERGY INSTITUTE (RASEI)	27	5,512,160
RESEARCH & INNOVATION OFFICE	24	8,596,773
TOTAL GRADUATE SCHOOL & RESEARCH INSTITUTES	899	295,541,610
TOTAL FY 2018 (JULY 1, 2017 - JUNE 30, 2018)	2,195	511,143,415

Notes

- A sponsored project award is transferred from an external sponsor to CU Boulder under a grant, cooperative agreement, contract, purchase order or any other legally binding agreement. These awards differ from gifts, which are managed by the CU Foundation, because they include terms that restrict how the funds will be managed and expended.
- The total number of awards is calculated from the total number of funding increments for all projects (account numbers) during the fiscal year, e.g. some awards may be distributed to two, three or more projects for management purposes and have multiple funding increments during the fiscal year.
- The value of awards is calculated from the amount of funds obligated by the sponsor during the fiscal year for one budget period, not the total estimated cost for multiple budget periods, i.e. some awards receive incremental funding that may spread out the total obligations over several years. Award totals include direct and indirect costs.
- The report includes all the award actions taken during fiscal year 2018 (7/1/2017 - 6/30/2018). Typically, an award is received 6-12 months after submission of a proposal. There may be some overlap with proposals submitted during FY18, but there is no one-to-one relationship between proposals and awards in these reports.

Awards by Department with Affiliated Funds

Sponsored Projects Annual Financial Report - Fiscal Year 2018

	Number of Awards	Award Amount	Affiliated Funds
ADMINISTRATION & COLLEGES			
ACADEMIC AFFAIRS	7	626,332	
CAREER SERVICES	1	28,898	
COLLEGE OF MEDIA, COMMUNICATION & INFORMATION	8	1,168,000	
LEEDS SCHOOL OF BUSINESS	13	2,512,760	111,677
LIBRARIES	4	160,156	
OFFICE OF INFORMATION TECHNOLOGY	2	13,335	178,625
POLICE DEPARTMENT	1	4,950	
SCHOOL OF EDUCATION	47	8,524,681	5,341,919
SCHOOL OF LAW	5	1,536,709	
STUDENT AFFAIRS	1	18,087	
TOTAL ADMINISTRATION & COLLEGES	89	14,593,908	
COLLEGE OF ARTS & SCIENCES			
ANTHROPOLOGY	6	366,056	
APPLIED MATHEMATICS	22	3,476,122	1,259,570
ASTROPHYSICAL & PLANETARY SCIENCES	2	290,529	5,340,657
ATMOSPHERIC & OCEANIC SCIENCES	20	2,805,638	1,590,218
CENTER FOR ASIAN STUDIES	2	177,662	
CENTER FOR ASTROPHYSICS & SPACE ASTRONOMY	62	4,489,581	4,457,581
CENTER FOR INTEGRATED PLASMA STUDIES	23	2,851,413	2,662,000
CENTER TO ADVANCE RESEARCH & TRAINING IN SOCIAL SCIENCES	4	2,199,766	1,977,255
CHEMISTRY & BIOCHEMISTRY	88	14,729,002	10,594,982
COLORADO SHAKESPEARE FESTIVAL	2	50,000	
ECOLOGY & EVOLUTIONARY BIOLOGY	16	2,121,103	4,891,594
ECONOMICS	2	155,079	194,091
ENVIRONMENTAL STUDIES PROGRAM	9	1,067,425	403,211
ETHNIC STUDIES	1	6,000	
GEOGRAPHY	11	508,982	2,119,905
GEOLOGICAL SCIENCES	24	4,299,907	12,824,036
GERMAN & SLAVIC LANGUAGES & LITERATURES	3	33,835	
HISTORY	3	128,200	
INTEGRATIVE PHYSIOLOGY	49	10,072,807	4,743,963
LINGUISTICS	2	278,916	1,356,255
MATHEMATICS	12	313,131	
MOLECULAR, CELLULAR, & DEVELOPMENTAL BIOLOGY	56	11,058,113	9,921,799
PHYSICS	75	31,399,637	12,986,535
POLITICAL SCIENCE	2	105,882	
PROGRAM FOR WRITING & RHETORIC	1	10,000	
PSYCHOLOGY & NEUROSCIENCE	54	9,972,318	11,776,671
SOCIOLOGY	1	7,500	1,047,784
SPANISH & PORTUGUESE	1	13,232	
SPEECH, LANGUAGE & HEARING SCIENCE	7	728,866	
TOTAL COLLEGE OF ARTS & SCIENCES	560	103,716,702	

Awards by Department with Affiliated Funds

Sponsored Projects Annual Financial Report - Fiscal Year 2018

	Number of Awards	Award Amount	Affiliated Funds
COLLEGE OF ENGINEERING & APPLIED SCIENCE			
ENGINEERING DEAN'S OFFICE	18	5,852,118	6,478,946
AEROSPACE ENGINEERING SCIENCES	171	20,622,085	4,839,507
ALLIANCE FOR TECHNOLOGY, LEARNING, & SOCIETY	13	4,241,633	2,737,713
CHEMICAL & BIOLOGICAL ENGINEERING	72	10,266,744	7,658,373
CE - RASEI		1,212,757	
CIVIL, ENVIRONMENTAL & ARCHITECTURAL ENGINEERING	96	11,187,048	5,772,462
CEAE - RASEI		882,500	
COMPUTER SCIENCE	57	6,637,305	13,349,989
CS - BIOFRONTIERS		44,898	
ELECTRICAL, COMPUTER & ENERGY ENGINEERING	102	18,692,730	3,808,922
ECEE - RASEI		52,937	
MECHANICAL ENGINEERING	118	17,598,440	7,690,148
TOTAL COLLEGE OF ENGINEERING & APPLIED SCIENCE	647	97,291,195	
GRADUATE SCHOOL & RESEARCH INSTITUTES			
BIOFRONTIERS INSTITUTE	32	7,784,523	8,131,482
CENTER FOR STEM LEARNING	5	1,390,731	
COOPERATIVE INSTITUTE FOR RESEARCH IN ENVIRONMENTAL SCIENCES	281	86,710,103	8,733,357
INSTITUTE FOR BEHAVIORAL GENETICS	22	7,120,658	3,129,452
INSTITUTE OF ARCTIC & ALPINE RESEARCH	72	12,892,680	6,505,215
INSTITUTE OF BEHAVIORAL SCIENCE	50	11,442,537	1,254,835
INSTITUTE OF COGNITIVE SCIENCE	50	12,036,080	17,172,307
JILA	70	25,929,021	8,642,391
LABORATORY FOR ATMOSPHERIC & SPACE PHYSICS	257	113,940,378	9,855,121
MUSEUM	9	2,185,966	1,941,962
RENEWABLE & SUSTAINABLE ENERGY INSTITUTE (RASEI)	27	5,512,160	4,978,479
RESEARCH & INNOVATION OFFICE	24	8,596,773	303,215
TOTAL GRADUATE SCHOOL & RESEARCH INSTITUTES	899	295,541,610	
TOTAL FY 2018 (JULY 1, 2017 - JUNE 30, 2018)	2,195	511,143,415	

Notes

- Affiliated Funds are defined as support to faculty members managed by departments or units other than the faculty member's home departments or units. The "total activity" of the faculty member(s) in a particular department can be estimated by adding the department/unit award amount with the affiliated fund amount.
- If a single account number has been assigned each affiliated department gets full credit for the total dollar amount received.
- If multiple account numbers have been assigned each department gets credit for only the dollar amount associated with each individual account number.

Proposals by Funding Agency

Sponsored Projects Annual Financial Report - Fiscal Year 2018

FEDERAL AGENCIES	Number of Proposals	Proposed Amount
DEPARTMENT OF AGRICULTURE	8	3,181,075
DEPARTMENT OF COMMERCE	45	90,421,538
DEPARTMENT OF DEFENSE	90	99,374,521
DEPARTMENT OF EDUCATION	3	7,486,394
DEPARTMENT OF ENERGY	61	73,167,251
DEPARTMENT OF ENERGY LABS (including NREL)	62	11,842,812
DEPARTMENT OF HEALTH & HUMAN SERVICES (NIH)	263	387,027,353
DEPARTMENT OF THE INTERIOR	27	9,133,328
NATIONAL AERONAUTICS & SPACE ADMINISTRATION	398	333,131,407
NATIONAL SCIENCE FOUNDATION	511	268,274,776
OTHER FEDERAL AGENCIES ¹	28	4,852,581
TOTAL FEDERAL AGENCIES	1,496	1,287,893,036
NON-FEDERAL AGENCIES		
ASSOCIATIONS & FOUNDATIONS	165	40,406,831
INTERNATIONAL UNIVERSITIES & ENTITIES	50	65,491,105
OTHER	17	2,098,904
OTHER UNIVERSITIES ²	295	106,860,552
PRIVATE INDUSTRY	236	58,698,126
PRIVATE NON PROFITS (including hospitals)	74	22,907,914
STATE OF COLORADO ³	33	4,138,490
STATE OF COLORADO UNIVERSITIES	49	13,659,880
TOTAL NON-FEDERAL AGENCIES	919	314,261,802
TOTAL PROPOSALS SUBMITTED FOR FISCAL YEAR 2018	2,415	1,602,154,838

Notes

1. CSS Contracts Team (1 Proposal), Department of Homeland Security (1), Department of Housing and Urban Development (1), Environmental Protection Agency (1), Federal Aviation Administration (4), Federal Highway Administration (1), Institute of Museum and Library Services (1), Joint Fire Science Program (2), Millennium Challenge Corporation (1), National Endowment for the Arts (2), National Endowment for the Humanities (5), National Institute of Justice (1), Nuclear Regulatory Commission (2), Tennessee Valley Authority (2), U.S. Agency for International Development (1), Veterans Administration (2)
2. Most funding from other universities originates with the federal government, but, historically, CU Boulder has counted these agencies as non-federal.
3. Colorado Department of Education (2 Proposals), Colorado Department of Higher Education (1), Colorado Department of Human Services (2), Colorado Department of Public Health and Environment (1), Colorado Department of Revenue (1), Colorado Department of State - Secretary of State (2), Colorado Department of Transportation (8), Colorado Higher Education Competitive Research Authority (1), Colorado Historical Records Advisory Board (1), Colorado Office of Economic Development (11), Colorado Parks and Wildlife (1), State of Colorado, Department of Agriculture (1), State Of Colorado, Department Of Law, Office Of The Attorney General (1)

Proposals by Department

Sponsored Projects Annual Financial Report - Fiscal Year 2018

	Number of Proposals	Amount
ADMINISTRATION & COLLEGES		
ACADEMIC AFFAIRS	5	397,960
COLLEGE OF MEDIA, COMMUNICATIONS & INFORMATION	24	8,455,516
LIBRARIES	4	800,937
OFFICE OF INFORMATION TECHNOLOGY	1	12,500
LEEDS SCHOOL OF BUSINESS	15	2,291,610
POLICE DEPARTMENT	1	4,950
SCHOOL OF EDUCATION	49	18,686,195
SCHOOL OF LAW	4	1,415,658
STUDENT AFFAIRS	1	18,087
TOTAL ADMINISTRATION & COLLEGES	104	32,083,413
COLLEGE OF ARTS & SCIENCES		
ANTHROPOLOGY	4	118,696
APPLIED MATHEMATICS	31	9,807,782
ASTROPHYSICAL & PLANETARY SCIENCES	2	824,379
ATMOSPHERIC & OCEANIC SCIENCES	11	4,374,752
CENTER FOR ASIAN STUDIES	4	2,490,875
CENTER FOR ASTROPHYSICS & SPACE ASTRONOMY	46	10,077,488
CENTER FOR INTEGRATED PLASMA STUDIES	11	5,805,135
CENTER TO ADVANCE RESEARCH & TRAINING IN SOCIAL SCIENCES	7	6,011,776
CHEMISTRY & BIOCHEMISTRY	76	48,945,419
COLORADO EUROPEAN UNION CENTER	3	818,056
COLORADO SHAKESPEARE FESTIVAL	1	25,000
CU ART MUSEUM	1	5,000
ECOLOGY & EVOLUTIONARY BIOLOGY	38	11,706,657
ENVIRONMENTAL STUDIES PROGRAM	10	4,288,243
ETHNIC STUDIES	1	6,000
FILM STUDIES	1	137,548
GEOGRAPHY	15	3,717,326
GEOLOGICAL SCIENCES	44	13,985,317
GERMANIC & SLAVIC LANGUAGES & LITERATURES	2	68,069
HISTORY	6	315,916
HONORS PROGRAM	1	99,833
INTEGRATIVE PHYSIOLOGY	70	69,421,568
LINGUISTICS	3	294,691
MATHEMATICS	15	2,586,787
MOLECULAR, CELLULAR & DEVELOPMENTAL BIOLOGY	64	116,578,468
PHILOSOPHY	1	83,569
PHYSICS	73	129,509,637
POLITICAL SCIENCE	5	848,151
PROGRAM FOR WRITING & RHETORIC	1	15,402
PSYCHOLOGY & NEUROSCIENCE	61	62,648,221
SPEECH, LANGUAGE & HEARING SCIENCE	12	4,822,990
THEATRE & DANCE	2	289,655
TOTAL COLLEGE OF ARTS & SCIENCES	622	510,728,406

Proposals by Department

Sponsored Projects Annual Financial Report - Fiscal Year 2018

	Number of Proposals	Amount
COLLEGE OF ENGINEERING & APPLIED SCIENCE		
ENGINEERING DEAN'S OFFICE	20	11,763,740
AEROSPACE ENGINEERING SCIENCES	246	93,502,159
ALLIANCE FOR TECHNOLOGY, LEARNING, & SOCIETY	19	7,160,754
CHEMICAL & BIOLOGICAL ENGINEERING	132	111,459,225
CIVIL, ENVIRONMENTAL & ARCHITECTURAL ENGINEERING	140	38,264,820
COMPUTER SCIENCE	75	34,804,304
ELECTRICAL, COMPUTER & ENERGY ENGINEERING	120	60,543,526
MECHANICAL ENGINEERING	128	82,282,467
TOTAL COLLEGE OF ENGINEERING & APPLIED SCIENCE	880	439,780,995
GRADUATE SCHOOL & RESEARCH INSTITUTES		
BIOFRONTIERS INSTITUTE	38	31,661,379
CENTER FOR STEM LEARNING	4	1,789,011
COOPERATIVE INSTITUTE FOR RESEARCH IN ENVIRONMENTAL SCIENCES	237	152,405,811
INSTITUTE FOR BEHAVIORAL GENETICS	19	22,497,610
INSTITUTE OF ARCTIC & ALPINE RESEARCH	78	25,398,157
INSTITUTE OF BEHAVIORAL SCIENCE	49	22,128,620
INSTITUTE OF COGNITIVE SCIENCE	43	32,904,972
JILA	55	34,992,907
LABORATORY FOR ATMOSPHERIC & SPACE PHYSICS	230	263,341,622
MUSEUM	10	1,920,677
RENEWABLE & SUSTAINABLE ENERGY INSTITUTE	35	21,971,622
RESEARCH & INNOVATION OFFICE	11	8,549,636
TOTAL GRADUATE SCHOOL & RESEARCH INSTITUTES	809	619,562,024
TOTAL FY 2018 (JULY 1, 2017 - JUNE 30, 2018)	2,415	1,602,154,838

Notes

- This report includes all the proposals submitted during fiscal year 2018. Typically, proposals are funded or declined within six to twelve months after submission. There may be some overlap with the annual reports for awards that were received during fiscal year 2018, but there is no one-to-one relationship between proposals and awards in these reports.
- The number of proposals is calculated from the total number of submissions during the fiscal year.
- The value of proposals is calculated from the total estimated cost for all budget periods proposed. These amounts include direct and indirect costs and often are higher than the actual awarded amount.

Expenditures by Funding Agency

Sponsored Projects Annual Financial Report - Fiscal Year 2018

	Payments Received
FEDERAL AGENCIES	
DEPARTMENT OF AGRICULTURE	1,252,459
DEPARTMENT OF COMMERCE	78,306,227
DEPARTMENT OF DEFENSE	24,762,488
DEPARTMENT OF EDUCATION	6,051,360
DEPARTMENT OF ENERGY (includes DOE labs)	14,621,310
DEPARTMENT OF HEALTH & HUMAN SERVICES (NIH)	42,138,161
DEPARTMENT OF HOUSING AND URBAN DEVELOPMENT	4,175
DEPARTMENT OF JUSTICE	1,524,885
DEPARTMENT OF THE INTERIOR	1,859,421
DEPARTMENT OF STATE	371,400
DEPARTMENT OF TRANSPORTATION	293,660
ENVIRONMENTAL PROTECTION AGENCY	1,616,031
NATIONAL AERONAUTICS & SPACE ADMINISTRATION	71,102,740
NATIONAL ENDOWMENT FOR THE ARTS	12,088
NATIONAL FOUNDATION ON THE ARTS & THE HUMANITIES	216,416
NATIONAL SCIENCE FOUNDATION	76,042,845
VETERANS ADMINISTRATION	50,517
OTHER FEDERAL	6,284,716
TOTAL FEDERAL AGENCIES	326,510,899
FEDERAL FLOW-THRU	
ASSOCIATIONS & FOUNDATIONS	1,750,363
OTHER LOCAL GOVERNMENTS OUTSIDE COLORADO	10,056,357
PRIVATE FEDERAL	11,271,947
PRIVATE NON-PROFIT HOSPITALS	241,120
PRIVATE NON-PROFITS	4,706,311
PRIVATE UNIVERSITIES	7,536,274
PUBLIC UNIVERSITIES (NO CO STATE FUNDS)	25,066,185
STATE OF COLORADO UNIVERSITIES	2,716,736
TOTAL FEDERAL FLOW-THRU	63,345,293
OTHER	
ASSOCIATIONS & FOUNDATIONS	13,463,830
INTERNATIONAL	68,784,152
LOCAL GOVERNMENTS IN COLORADO	349,282
OTHER LOCAL GOVERNMENTS OUTSIDE COLORADO	413,172
PRIVATE	16,710,408
PRIVATE NON-PROFITS	1,123,631
PRIVATE UNIVERSITIES	692,955
PUBLIC UNIVERSITIES (NO CO STATE FUNDS)	1,054,677
STATE OF COLORADO UNIVERSITIES	298,796
STATE OF COLORADO	3,959,121
TOTAL OTHER	106,850,024
Grand Total	496,706,216

Notes

- This expenditure report counts only those funds advanced or reimbursed to CU Boulder during the fiscal year.
- Expenditure data is provided by the Campus Controller's Office.

Expenditures by Department

Sponsored Projects Annual Financial Report - Fiscal Year 2018

	Payments Received
ADMINISTRATION & COLLEGES	
COLLEGE OF MEDIA, COMMUNICATION & INFORMATION	722,767
COLLEGE OF MUSIC	10,241
CONTINUING EDUCATION	246,318
LEEDS SCHOOL OF BUSINESS	1,547,615
LIBRARIES	70,781
OFFICE OF DIVERSITY, EQUITY & COMMUNITY ENGAGEMENT	241,485
OFFICE OF INFORMATION TECHNOLOGY	712,548
POLICE DEPARTMENT	4,994
PROGRAM IN ENVIRONMENTAL DESIGN	162,781
SCHOOL OF EDUCATION	6,239,383
BUENO	2,654,158
SCHOOL OF LAW	1,508,124
STUDENT AFFAIRS	(34,383,948)
UNDERGRADUATE EDUCATION	361,926
OFFICE OF FINANCIAL AID	4,312,679
TOTAL ADMINISTRATION & COLLEGES	(15,588,148)
COLLEGE OF ARTS & SCIENCES	
ADMINISTRATION	7,477
ANTHROPOLOGY	1,574,454
APPLIED MATHEMATICS	2,216,354
ART & ART HISTORY	18,176
ASTROPHYSICAL & PLANETARY SCIENCES	146,915
ATMOSPHERIC & OCEANIC SCIENCES	2,316,171
CENTER TO ADVANCE RESEARCH & TEACHING IN THE SOCIAL SCIENCES	227,727
CENTER OF THE AMERICAN WEST	1,006
CENTER FOR ASIAN STUDIES	393,856
CENTER FOR INTEGRATED PLASMA STUDIES	1,812,590
CHEMISTRY	13,552,518
CENTER FOR ASTROPHYSICS & SPACE ASTRONOMY	4,029,494
COLORADO EUROPEAN UNION CENTER OF EXCELLENCE	(45,967)
COLORADO SHAKESPEARE FESTIVAL	24,907
ECOLOGY & EVOLUTIONARY BIOLOGY	3,231,854
ECONOMICS	70,209
ENVIRONMENTAL STUDIES	1,068,902
ETHNIC STUDIES	35,976
GEOGRAPHY	668,764
GEOLOGICAL SCIENCES	3,160,356
GERMAN & SLAVIC LANGUAGES & LITERATURES	31,572
HISTORY	88,540
INTEGRATIVE PHYSIOLOGY	7,653,809
LINGUISTICS	163,717
MATHEMATICS	159,058
MOLECULAR, CELLULAR & DEVELOPMENTAL BIOLOGY	9,794,259
PHILOSOPHY	(49)
PHYSICS	61,295,285
POLITICAL SCIENCE	75,538

Expenditures by Department

Sponsored Projects Annual Financial Report - Fiscal Year 2018

	Payments Received
COLLEGE OF ARTS & SCIENCES - CONTINUED	
PSYCHOLOGY & NEUROSCIENCE	8,918,656
RELIGIOUS STUDIES	(5)
SPANISH & PORTUGUESE	41,205
SPEECH, LANGUAGE & HEARING SCIENCE	976,054
SOCIOLOGY	1,671
TOTAL COLLEGE OF ARTS & SCIENCES	123,711,049
COLLEGE OF ENGINEERING & APPLIED SCIENCE	
AEROSPACE ENGINEERING SCIENCES	17,987,796
ALLIANCE FOR TECHNOLOGY, LEARNING & SOCIETY	3,481,526
BOLD CENTER	142,034
CHEMICAL ENGINEERING	12,406,138
CIVIL, ENVIRONMENTAL & ARCHITECTURAL ENGINEERING	12,263,300
CIVIL ENGINEERING - CADSWES	971,770
COLLEGE OF ENGINEERING & APPLIED SCIENCE	3,631,779
COLORADO POWER ELECTRONICS CENTER	151,565
COMPUTER SCIENCE	7,008,410
ELECTRICAL, COMPUTER & ENERGY ENGINEERING	12,808,351
IDEA FORGE	32,237
INTEGRATED MICRO/NANO ELECTROMECHANICAL TRANSDUCERS	21,264
INTEGRATED TEACHING & LEARNING LAB	442,790
INTERDISCIPLINARY TELECOMMUNICATION PROGRAM	180,450
MECHANICAL ENGINEERING	11,530,955
MEMBRANCE APPLIED SCIENCE & TECHNOLOGY	275,834
OPTOELECTRONIC COMPUTING SYSTEMS CENTER	2,444
SPACE GRANT COLLEGE	822,828
TOTAL COLLEGE OF ENGINEERING & APPLIED SCIENCE	84,161,471
GRADUATE SCHOOL & RESEARCH INSTITUTES	
BIOFRONTIERS INSTITUTE	6,576,423
CENTER FOR LIMB ATMOSPHERIC SOUNDING	45,655
CENTER FOR STEM LEARNING	1,400,237
COOPERATIVE INSTITUTE FOR RESEARCH IN ENVIRONMENTAL SCIENCES	84,524,557
GRADUATE SCHOOL	1,094,720
GRADUATE TEACHER PROGRAM	2,604
INSTITUTE OF ARCTIC & ALPINE RESEARCH	11,495,809
INSTITUTE FOR BEHAVIORAL GENETICS	6,052,589
INSTITUTE OF BEHAVIORAL SCIENCE	11,715,242
INSTITUTE OF COGNITIVE SCIENCE	7,145,681
JILA	28,941,366
LABORATORY FOR ATMOSPHERIC & SPACE PHYSICS	138,753,707
MUSEUM	820,289
OFFICE OF ANIMAL RESOURCES	38,573
RENEWABLE & SUSTAINABLE ENERGY INSTITUTE	3,675,358
SUSTAINABILITY INNOVATION LAB	2,139,034
TOTAL GRADUATE SCHOOL & RESEARCH INSTITUTES	304,421,844
TOTAL FY 2018 (JULY 1, 2017 - JUNE 30, 2018)	496,706,216

Expenditures by Category

Sponsored Projects Annual Financial Report - Fiscal Year 2018

EXPENSE CATEGORY	TOTAL EXPENDED	FEDERAL AWARDS	STATE OF COLORADO AWARDS	INDUSTRY AWARDS	OTHER FEDERAL FLOW THRU & NON-FEDERAL AWARDS
SALARIES & WAGES	173,463,281	124,305,736	2,914,101	6,520,541	39,722,903
FRINGE BENEFITS	60,269,951	41,194,097	902,554	2,424,204	15,749,097
TUITION WAIVERS	7,462,562	5,087,698	155,413	396,833	1,822,618
OPERATING EXPENSES	50,352,832	30,440,777	852,258	1,188,702	17,871,095
SUBCONTRACTS	69,657,152	32,464,813	443,120	1,836,706	34,912,513
TRAVEL	11,840,235	8,546,945	108,982	369,804	2,814,504
UTILITIES	735,472	735,504	0	0	-33
STUDENT AID	4,082,348	4,021,511	6,000	9,919	44,918
LIBRARY BOOKS & PERIODICALS	12,913	3,200	9,713	0	0
FIXED ASSET COSTS	12,003,073	9,743,466	455,052	90,781	1,713,774
FACILITIES & ADMINISTRATION COSTS	106,826,396	69,967,151	1,127,461	3,872,918	31,858,866
GENERAL RECHARGES	0	0	0	0	0
TOTAL	496,706,216	326,510,899	6,974,653	16,710,408	146,510,255

Expenditure data is provided by the Campus Controller's Office.

Acknowledgments

Sponsored Projects Annual Financial Report - Fiscal Year 2018

Office of Contracts and Grants

Denitta D. Ward, Assistant Vice Chancellor for Research, Director

Pam Tazik, Deputy Director

Campus Controller's Office Sponsored Projects Accounting

Laura Ragin, Assistant Vice Chancellor and Controller

Leila McCamey, Deputy Controller and Director Sponsored Projects Accounting

Published by the Office of Contracts and Grants University of Colorado Boulder

Design and Editing

Nicole Jenkins, Assistant Director Communications & Training
Office of Contracts and Grants

Data Preparation

Roger McCormick, Business Intelligence Systems Analyst
Office of Contracts and Grants

Leila McCamey, Deputy Controller and Director Sponsored Projects Accounting, Campus Controller's Office

Pat Jittboon, Business Intelligence Systems Analyst
Campus Controller's Office

Photo Credits

CU Boulder Photo Database, Cover

Casey Cass, Page 2

Casey Cass, Page 3

Patrick Campbell, Page 4

CU Boulder Photo Database, Page 5

Casey Cass, Page 6

www.colorado.edu/ocg