

Photo: Glenn Asakawa

Fiscal Year 2019

ANNUAL FINANCIAL REPORT

Awards, proposals, gifts and expenditures
in support of research



University of Colorado **Boulder**

Contents

Introduction	1
Sources of Research Funding	2
10 Year Summary	3
Appendix - Detailed Data	5
Research Support by Source	6
Awards by Department	7-8
Proposals by Funding Agency	9
Proposals by Department	10-11
Expenditures by Funding Agency	12
Expenditures by Department	13-14
Expenditures by Category	15

Introduction

“Research is creating new knowledge.”
Neil Armstrong

CU Boulder has continued to grow and sustain its research and creative works portfolio as demonstrated by three consecutive years of over half-billion dollars in sponsored projects funding and nearing \$500 million in expenditures for fiscal year (FY) 2019. Total research funding experienced a record high of \$630 million with significant growth in federal funding and gifts supporting research through the CU Foundation Boulder campus.

Solid growth in sponsored projects starts with the submission of proposals with over \$1.4 billion dollars submitted in proposed projects for FY2019. In the second full year of capturing service activities, 80 contracts accounted for nearly \$5 million. Service activities are a valuable approach to enhance relationships, increase research funding, utilize university facilities or equipment with excess capacity and provide job opportunities for students. Research expenditures held steady at nearly \$490 million.

Federal agency funding continues to hold strong along with greater support coming through projects with industry, other universities, international partners and gift support of research from foundations, private entities and individuals. Collaborations both nationally and internationally are integral to the robust nature of research and has continued to grow. Nearly 500 external partners are involved in active research originating from CU Boulder with nearly \$52 million in subawards and subcontracts issued in FY2019.

2019 SNAPSHOT

Total Support for Research

\$630.9
Million

4,458
Awards & Gifts

Proposals Submitted

2,412
\$1.45 Billion

Research Expenditures

\$489.9
Million



Photo: Patrick Campbell

Sources of Research Funding

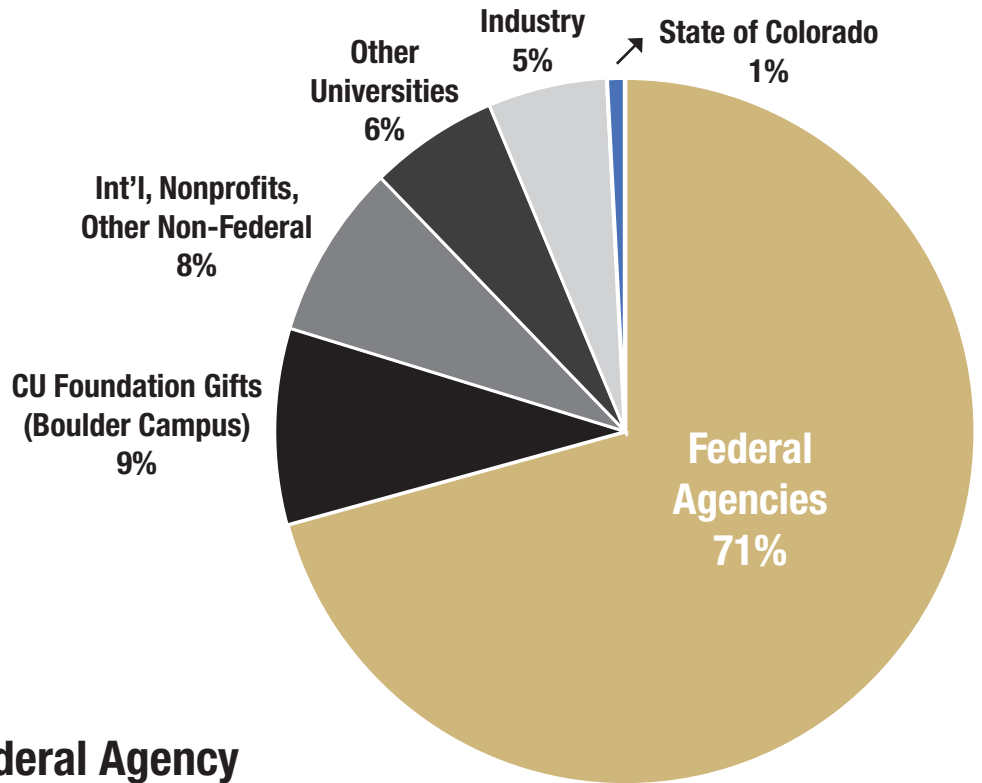
Federal vs. Non-Federal Award Funding

Federal Agencies
\$446.4 Million

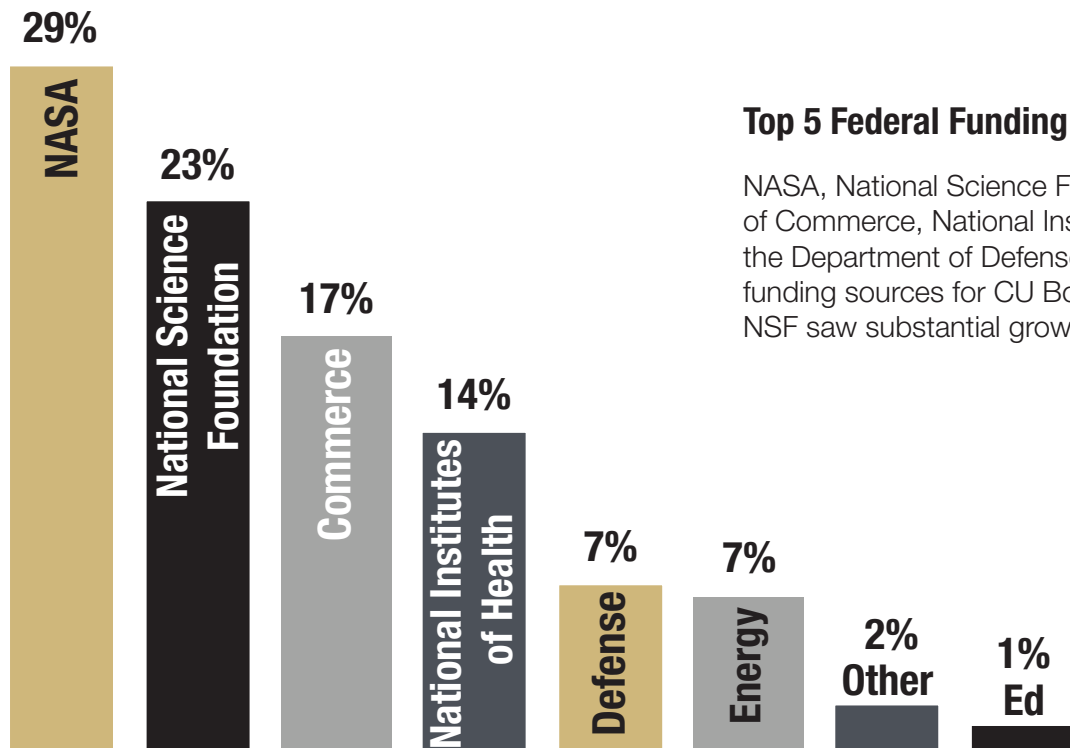
Non-Federal Agencies
\$184.5 Million

Industry Support

Collaborations with industry continue to prosper with research awards and gifts totalling over \$30.1 million in FY19.



Research Funding by Federal Agency

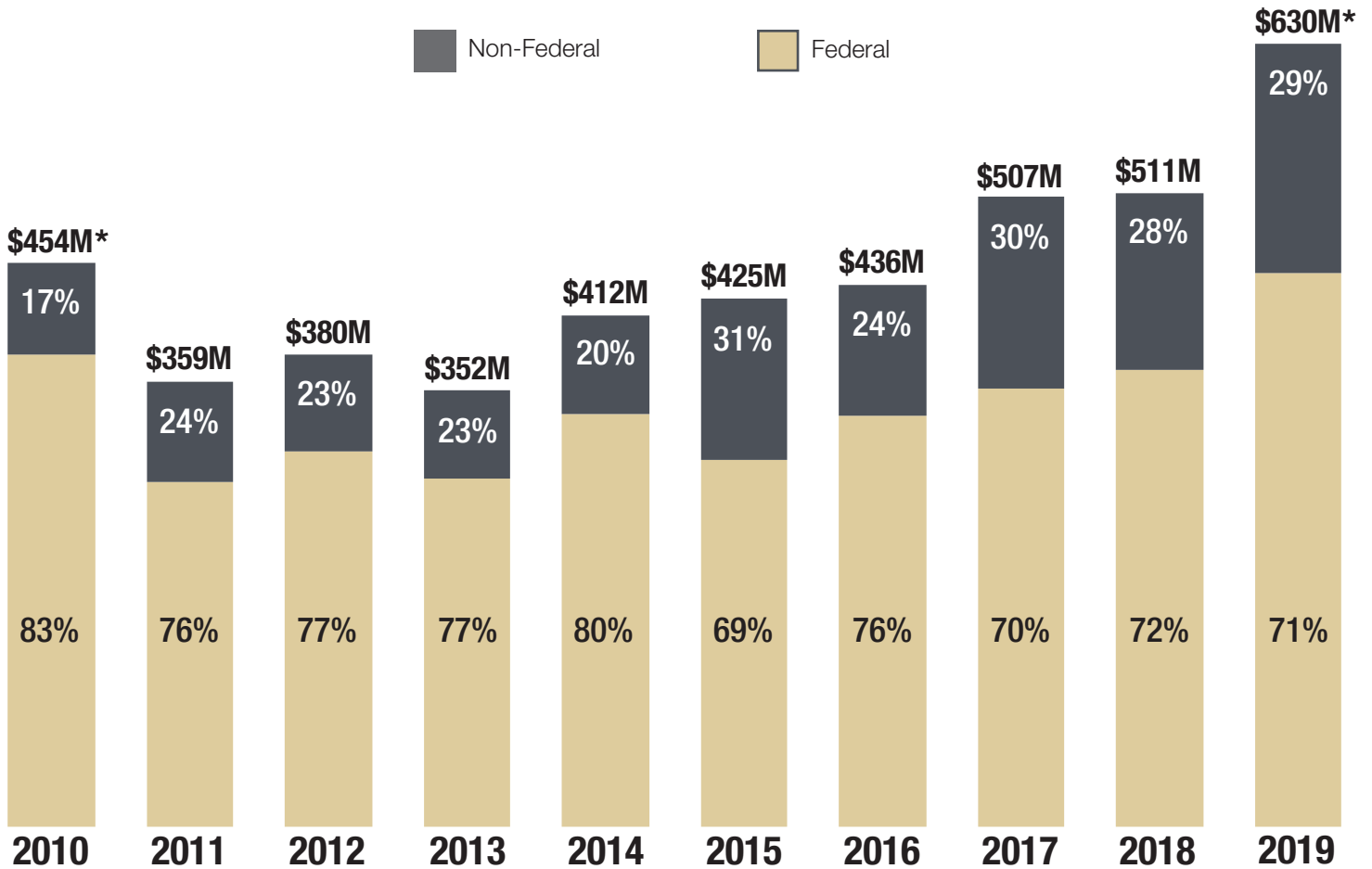


Top 5 Federal Funding Agencies

NASA, National Science Foundation (NSF), Department of Commerce, National Institutes of Health (NIH) and the Department of Defense are consistently the largest funding sources for CU Boulder awards. NASA and NSF saw substantial growth in FY19.

10 Year Summary

Total Award Funding

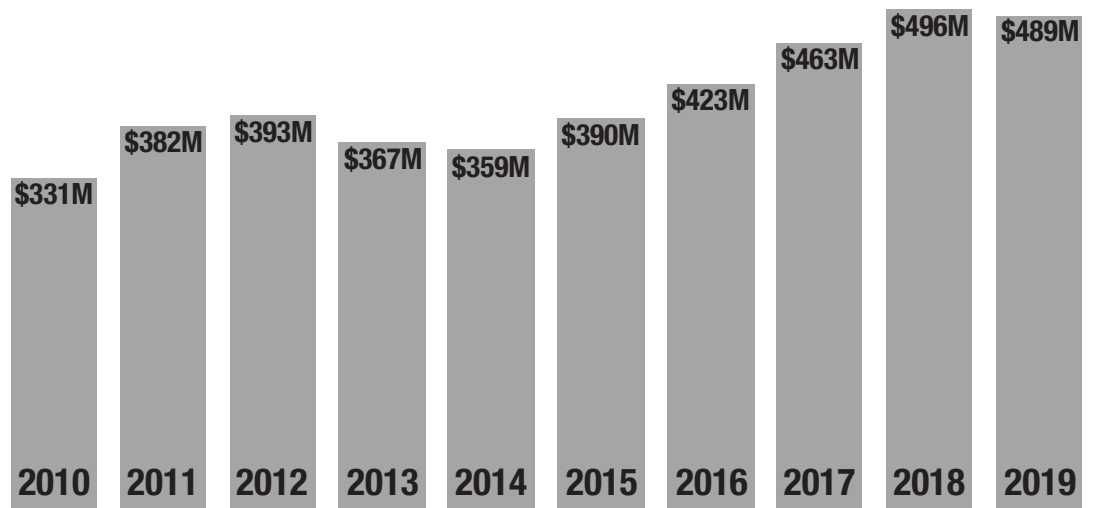


* ARRA

* Total for FY19 includes CU Foundation gifts in support of research

Expenditures

Expenditure data is provided by the Campus Controller's Office.





MAVEN
MARS ATMOSPHERIC VARIATION
EXPLORER



ATLAS

ULA
United Launch Alliance

Photo: Casey Cass

ULA

Appendix - Detailed Data

Sponsored Projects Annual Financial Report - Fiscal Year 2019

Research Support by Source	6
Awards by Department	7-8
Proposals by Funding Agency	9
Proposals by Department	10-11
Expenditures by Funding Agency	12
Expenditures by Department	13-14
Expenditures by Category	15

Research Support by Source

Sponsored Projects Annual Financial Report - Fiscal Year 2019

	Number of Awards	Award Amount
FEDERAL AGENCY AWARDS		
DEPARTMENT OF AGRICULTURE	10	1,669,924
DEPARTMENT OF COMMERCE	73	77,464,734
DEPARTMENT OF DEFENSE	112	32,381,247
DEPARTMENT OF EDUCATION	17	6,020,373
DEPARTMENT OF ENERGY	58	20,095,921
DEPARTMENT OF ENERGY LABS (including NREL)	90	9,299,833
DEPARTMENT OF HEALTH & HUMAN SERVICES (NIH)	169	60,312,865
DEPARTMENT OF THE INTERIOR	21	2,598,873
NATIONAL AERONAUTICS & SPACE ADMINISTRATION	456	127,857,773
NATIONAL SCIENCE FOUNDATION	292	102,813,396
OTHER FEDERAL AGENCIES ¹	13	5,878,050
TOTAL FEDERAL AGENCY AWARDS	1,311	446,392,989
NON-FEDERAL AGENCY AWARDS		
ASSOCIATIONS & FOUNDATIONS	140	14,196,723
INTERNATIONAL UNIVERSITIES & ENTITIES	48	34,278,248
OTHER	29	2,029,668
OTHER UNIVERSITIES ²	325	32,537,343
PRIVATE INDUSTRY	284	27,387,000
PRIVATE NON PROFITS (including hospitals)	72	7,222,445
STATE OF COLORADO ³	42	5,398,340
STATE OF COLORADO UNIVERSITIES	48	4,969,685
TOTAL NON-FEDERAL AGENCY AWARDS	988	128,019,452
SUBTOTAL FEDERAL & NON-FEDERAL AWARDS	2,299	574,412,441
CU FOUNDATION GIFTS SUPPORTING RESEARCH (Boulder campus)*	2,159	56,504,940
TOTAL AWARDS & GIFTS RECEIVED IN FISCAL YEAR 2019	4,458	630,917,381

Notes

1. Other Federal Agencies: Department of Homeland Security (1 award), Environmental Protection Agency (1), Federal Aviation Administration (2), Federal Highway Administration (1), Millennium Challenge Corporation (1), National Institute of Justice/DOJ (1), Tennessee Valley Authority (2), U.S. Agency for International Development (3), Veterans Administration (1)
 2. Most funding from other universities originates with the federal government, but, historically, CU Boulder has counted these awards as non-federal.
 3. State of Colorado: Colorado Department of Education Libraries/COLO (1 award), Colorado DeColorado Department of Education Libraries/COLO (1), Colorado Department of Education/COLO (1), Colorado Department of Higher Education (3), Colorado Department of Human Services (4), Colorado Department of Public Health and Environment/COLO (5), Colorado Department of State - Secretary of State (1), Colorado Department of Transportation/COLO (5), Colorado Higher Education Competitive Research Authority (2), Colorado Historical Records Advisory Board (1), Colorado Office of Economic Development (1), Colorado Parks and Wildlife (2), Colorado Water Conservation Board (3)
- * FY19 is the first year CU Foundation (Boulder Campus) gifts supporting research are included in the total awards and gifts received in support of sponsored research.

Awards by Department

Sponsored Projects Annual Financial Report - Fiscal Year 2019

	Number of Awards	Award Amount
ADMINISTRATION & COLLEGES		
ACADEMIC AFFAIRS	9	5,817,612
ATHLETICS	2	26,904
COLLEGE OF MEDIA, COMMUNICATION & INFORMATION	14	1,650,607
FACILITIES MANAGEMENT	1	100,000
LEEDS SCHOOL OF BUSINESS	14	2,261,734
LIBRARIES	2	24,525
OFFICE OF INFORMATION TECHNOLOGY	5	9,000
SCHOOL OF EDUCATION	50	7,367,013
SCHOOL OF LAW	6	1,926,584
STUDENT AFFAIRS	1	20,000
TOTAL ADMINISTRATION & COLLEGES	104	19,203,979
COLLEGE OF ARTS & SCIENCES		
ANTHROPOLOGY	1	19,672
APPLIED MATHEMATICS	23	5,438,767
ASTROPHYSICAL & PLANETARY SCIENCES	3	303,091
ATMOSPHERIC & OCEANIC SCIENCES	13	1,263,991
CENTER FOR ASIAN STUDIES	4	500,418
CENTER FOR ASTROPHYSICS & SPACE ASTRONOMY	58	4,903,668
CENTER FOR INTEGRATED PLASMA STUDIES	15	2,907,668
CENTER OF THE AMERICAN WEST	1	800,000
CENTER TO ADVANCE RESEARCH & TRAINING IN SOCIAL SCIENCES	4	1,319,863
CHEMISTRY & BIOCHEMISTRY	85	19,540,960
ECOLOGY & EVOLUTIONARY BIOLOGY	34	4,184,744
ENVIRONMENTAL STUDIES PROGRAM	8	153,461
GEOGRAPHY	5	892,338
GEOLOGICAL SCIENCES	31	6,581,044
HISTORY	4	198,974
INTEGRATIVE PHYSIOLOGY	35	8,907,668
MATHEMATICS	6	410,263
MOLECULAR, CELLULAR, & DEVELOPMENTAL BIOLOGY	53	16,183,911
PHYSICS	91	38,863,357
PHILOSOPHY	1	83,569
PSYCHOLOGY & NEUROSCIENCE	45	11,187,678
SPANISH & PORTUGUESE	3	38,695
SPEECH, LANGUAGE & HEARING SCIENCE	8	1,586,954
TOTAL COLLEGE OF ARTS & SCIENCES	531	126,270,754

The Awards by Department report does not include CU Foundation (Boulder campus) gifts supporting research.

Awards by Department

Sponsored Projects Annual Financial Report - Fiscal Year 2019

	Number of Awards	Award Amount
COLLEGE OF ENGINEERING & APPLIED SCIENCE		
ENGINEERING DEAN'S OFFICE	23	9,310,024
AEROSPACE ENGINEERING SCIENCES	191	21,249,487
ALLIANCE FOR TECHNOLOGY, LEARNING, & SOCIETY	10	2,571,021
CHEMICAL & BIOLOGICAL ENGINEERING	70	13,154,351
CHBE - RASEI	4	689,803
CHBE - BIOFRONTIERS	3	311,487
CIVIL, ENVIRONMENTAL & ARCHITECTURAL ENGINEERING	74	8,076,691
CEAE - RASEI	2	95,609
COMPUTER SCIENCE	62	7,967,023
CS - BIOFRONTIERS	3	95,754
ELECTRICAL, COMPUTER & ENERGY ENGINEERING	102	17,554,629
MECHANICAL ENGINEERING	132	15,168,807
TOTAL COLLEGE OF ENGINEERING & APPLIED SCIENCE	676	96,244,686
GRADUATE SCHOOL & RESEARCH INSTITUTES		
BIOFRONTIERS INSTITUTE	38	8,187,387
CENTER FOR STEM LEARNING	5	1,433,961
COOPERATIVE INSTITUTE FOR RESEARCH IN ENVIRONMENTAL SCIENCES	285	99,183,900
GRADUATE SCHOOL	5	515,712
INSTITUTE FOR BEHAVIORAL GENETICS	24	7,844,035
INSTITUTE OF ARCTIC & ALPINE RESEARCH	71	14,493,033
INSTITUTE OF BEHAVIORAL SCIENCE	61	15,997,442
INSTITUTE OF COGNITIVE SCIENCE	39	10,889,381
JILA	85	30,277,378
LABORATORY FOR ATMOSPHERIC & SPACE PHYSICS	309	130,448,935
MUSEUM	3	110,525
RENEWABLE & SUSTAINABLE ENERGY INSTITUTE (RASEI)	34	8,471,052
RESEARCH & INNOVATION OFFICE	29	4,840,281
TOTAL GRADUATE SCHOOL & RESEARCH INSTITUTES	988	332,693,022
TOTAL FY 2019 (JULY 1, 2018 - JUNE 30, 2019)	2,299	574,412,441

Notes

- A sponsored project award is transferred from an external sponsor to CU Boulder under a grant, cooperative agreement, contract, purchase order or any other legally binding agreement. These awards differ from gifts, which are managed by the CU Foundation, because they include terms that restrict how the funds will be managed and expended.
- The total number of awards is calculated from the total number of funding increments for all projects (account numbers) during the fiscal year, e.g. some awards may be distributed to two, three or more projects for management purposes and have multiple funding increments during the fiscal year.
- The value of awards is calculated from the amount of funds obligated by the sponsor during the fiscal year for one budget period, not the total estimated cost for multiple budget periods, i.e. some awards receive incremental funding that may spread out the total obligations over several years. Award totals include direct and indirect costs.
- The report includes all the award actions taken during fiscal year 2019 (7/1/2018 - 6/30/2019). Typically, an award is received 6-12 months after submission of a proposal. There may be some overlap with proposals submitted during FY19, but there is no one-to-one relationship between proposals and awards in these reports.
- The Awards by Department report does not include CU Foundation (Boulder campus) gifts supporting research.

Proposals by Funding Agency

Sponsored Projects Annual Financial Report - Fiscal Year 2019

	Number of Proposals	Proposed Amount
FEDERAL AGENCIES		
DEPARTMENT OF AGRICULTURE	12	2,418,216
DEPARTMENT OF COMMERCE	72	20,509,279
DEPARTMENT OF DEFENSE	115	105,859,254
DEPARTMENT OF EDUCATION	16	13,611,499
DEPARTMENT OF ENERGY	61	83,041,987
DEPARTMENT OF ENERGY LABS (including NREL)	66	14,777,123
DEPARTMENT OF HEALTH & HUMAN SERVICES (NIH)	192	283,151,131
DEPARTMENT OF THE INTERIOR	23	2,146,466
NATIONAL AERONAUTICS & SPACE ADMINISTRATION	359	306,206,663
NATIONAL SCIENCE FOUNDATION	436	285,463,194
OTHER FEDERAL AGENCIES ¹	36	9,485,460
TOTAL FEDERAL AGENCIES	1,388	1,126,670,272
NON-FEDERAL AGENCIES		
ASSOCIATIONS & FOUNDATIONS	182	43,216,738
INTERNATIONAL UNIVERSITIES & ENTITIES	39	18,935,353
OTHER	29	4,140,128
OTHER UNIVERSITIES ²	329	134,801,449
PRIVATE INDUSTRY	245	57,099,379
PRIVATE NON PROFITS (including hospitals)	106	36,021,787
STATE OF COLORADO ³	36	4,309,050
STATE OF COLORADO UNIVERSITIES	58	31,693,012
TOTAL NON-FEDERAL AGENCIES	1,024	330,216,896
TOTAL PROPOSALS SUBMITTED FOR FISCAL YEAR 2019	2,412	1,456,887,168

Notes

- Other Federal Agencies Include: Environmental Protection Agency (5 Proposals), Federal Aviation Administration (4), Federal Highway Administration (2), Institute of Museum and Library Services (1), National Endowment for the Arts/National Foundation on the Arts and Humanities (2), National Endowment for the Humanities/National Foundation on the Arts and Humanities (7), National Institute of Justice/DOJ (1), Tennessee Valley Authority (3), U.S. Agency for International Development (3), Veterans Administration (1), National Solar Observatory (4), Office of Juvenile Justice Delinquency Prevention/DOJ (1), Department of State (1), National Archives and Records Admin (1) Most funding from other universities originates with the federal government, but, historically, CU Boulder has counted these agencies as non-federal.
- Most funding from other universities originates with the federal government, but, historically, CU Boulder has counted these agencies as non-federal.
- State of Colorado Entities: Colorado Department of Education (2 Proposals), Colorado Department of Higher Education (1), Colorado Department of Human Services (5), Colorado Department of Public Health and Environment (4), Colorado Department of State - Secretary of State (1), Colorado Department of Transportation (7), Colorado Historical Records Advisory Board (1), Colorado Office of Economic Development (8), Colorado Parks and Wildlife (1), Colorado Department of Public Safety (1), State of Colorado (1), Colorado Water Conservation Board (3)

Proposals by Department

Sponsored Projects Annual Financial Report - Fiscal Year 2019

	Number of Proposals	Amount
ADMINISTRATION & COLLEGES		
ACADEMIC AFFAIRS	8	3,472,912
ATHLETICS	1	22,500
COLLEGE OF MEDIA, COMMUNICATIONS & INFORMATION	25	7,439,977
COLLEGE OF MUSIC	2	197,685
DISABILITY SERVICES	1	151,208
FACILITIES MANAGEMENT	1	100,000
LIBRARIES	3	108,553
OFFICE OF INFORMATION TECHNOLOGY	2	6,694,461
LEEDS SCHOOL OF BUSINESS	15	843,444
SCHOOL OF EDUCATION	52	27,030,989
SCHOOL OF LAW	4	2,005,308
STUDENT AFFAIRS	1	20,000
TOTAL ADMINISTRATION & COLLEGES	115	48,087,037
COLLEGE OF ARTS & SCIENCES		
ANTHROPOLOGY	10	938,314
APPLIED MATHEMATICS	32	13,435,776
ASTROPHYSICAL & PLANETARY SCIENCES	4	275,775
ATMOSPHERIC & OCEANIC SCIENCES	25	9,319,182
CENTER FOR ASIAN STUDIES	2	180,463
CENTER FOR ASTROPHYSICS & SPACE ASTRONOMY	41	17,657,652
CENTER FOR INTEGRATED PLASMA STUDIES	5	2,101,095
CENTER OF THE AMERICAN WEST	1	799,960
CENTER TO ADVANCE RESEARCH & TRAINING IN SOCIAL SCIENCES	4	413,503
CHEMISTRY & BIOCHEMISTRY	75	40,975,109
COLORADO SHAKESPEARE FESTIVAL	1	25,000
ECOLOGY & EVOLUTIONARY BIOLOGY	44	8,927,094
ENVIRONMENTAL STUDIES PROGRAM	17	1,641,443
FILM STUDIES	1	224,985
FRENCH & ITALIAN	1	259,725
GEOGRAPHY	10	1,153,796
GEOLOGICAL SCIENCES	42	10,761,366
HISTORY	7	464,918
INTEGRATIVE PHYSIOLOGY	66	56,269,594
LINGUISTICS	4	1,191,693
MATHEMATICS	18	2,754,124
MOLECULAR, CELLULAR & DEVELOPMENTAL BIOLOGY	55	66,233,650
PHYSICS	77	44,817,289
POLITICAL SCIENCE	1	56,626
PSYCHOLOGY & NEUROSCIENCE	54	35,990,889
RELIGIOUS STUDIES	1	24,163
SPANISH & PORTUGUESE	2	127,171
SPEECH, LANGUAGE & HEARING SCIENCE	8	886,315
THEATRE & DANCE	3	137,945
TOTAL COLLEGE OF ARTS & SCIENCES	611	318,044,615

Proposals by Department

Sponsored Projects Annual Financial Report - Fiscal Year 2019

	Number of Proposals	Amount
COLLEGE OF ENGINEERING & APPLIED SCIENCE		
ENGINEERING DEAN'S OFFICE	43	25,664,347
AEROSPACE ENGINEERING SCIENCES	202	91,405,304
ALLIANCE FOR TECHNOLOGY, LEARNING, & SOCIETY	11	3,027,297
CHEMICAL & BIOLOGICAL ENGINEERING	129	117,074,145
CIVIL, ENVIRONMENTAL & ARCHITECTURAL ENGINEERING	117	50,688,524
COMPUTER SCIENCE	55	26,982,453
ELECTRICAL, COMPUTER & ENERGY ENGINEERING	117	50,337,664
MECHANICAL ENGINEERING	118	74,310,041
TOTAL COLLEGE OF ENGINEERING & APPLIED SCIENCE	792	439,489,775
GRADUATE SCHOOL & RESEARCH INSTITUTES		
BIOFRONTIERS INSTITUTE	38	32,309,352
CENTER FOR STEM LEARNING	7	6,153,012
COOPERATIVE INSTITUTE FOR RESEARCH IN ENVIRONMENTAL SCIENCES	256	108,683,393
GRADUATE SCHOOL	3	100,855
INSTITUTE FOR BEHAVIORAL GENETICS	15	37,228,385
INSTITUTE OF ARCTIC & ALPINE RESEARCH	91	30,016,822
INSTITUTE OF BEHAVIORAL SCIENCE	64	33,053,833
INSTITUTE OF COGNITIVE SCIENCE	42	21,298,507
INSTITUTES & PROGRAMS	2	64,173
JILA	59	34,402,294
LABORATORY FOR ATMOSPHERIC & SPACE PHYSICS	244	309,480,159
MUSEUM	13	6,466,836
OFFICE OF CONTRACTS AND GRANTS	2	92,336
RENEWABLE & SUSTAINABLE ENERGY INSTITUTE	47	22,055,675
RESEARCH & INNOVATION OFFICE	11	9,860,109
TOTAL GRADUATE SCHOOL & RESEARCH INSTITUTES	894	651,265,741
TOTAL FY 2019 (JULY 1, 2018 - JUNE 30, 2019)	2,412	1,456,887,168

Notes

- This report includes all the proposals submitted during fiscal year 2019. Typically, proposals are funded or declined within six to twelve months after submission. There may be some overlap with the annual reports for awards that were received during fiscal year 2019, but there is no one-to-one relationship between proposals and awards in these reports.
- The number of proposals is calculated from the total number of submissions during the fiscal year.
- The value of proposals is calculated from the total estimated cost for all budget periods proposed. These amounts include direct and indirect costs and often are higher than the actual awarded amount.

Expenditures by Funding Agency

Sponsored Projects Annual Financial Report - Fiscal Year 2019

	Payments Received
FEDERAL AGENCIES	
DEPARTMENT OF AGRICULTURE	1,726,157
DEPARTMENT OF COMMERCE	79,549,532
DEPARTMENT OF DEFENSE	29,314,430
DEPARTMENT OF EDUCATION	6,925,598
DEPARTMENT OF ENERGY (includes DOE labs)	17,932,401
DEPARTMENT OF HEALTH & HUMAN SERVICES (NIH)	46,055,199
DEPARTMENT OF HOMELAND SECURITY	193,949
DEPARTMENT OF HOUSING AND URBAN DEVELOPMENT	234,841
DEPARTMENT OF JUSTICE	1,645,454
DEPARTMENT OF THE INTERIOR	2,206,561
DEPARTMENT OF STATE	98,603
DEPARTMENT OF TRANSPORTATION	291,965
ENVIRONMENTAL PROTECTION AGENCY	396,320
NATIONAL AERONAUTICS & SPACE ADMINISTRATION	81,612,933
NATIONAL ENDOWMENT FOR THE ARTS	7,768
NATIONAL FOUNDATION ON THE ARTS & THE HUMANITIES	150,192
NATIONAL SCIENCE FOUNDATION	77,026,702
VETERANS ADMINISTRATION	177,735
OTHER FEDERAL	6,811,903
TOTAL FEDERAL AGENCIES	352,358,243
FEDERAL FLOW-THRU	
ASSOCIATIONS & FOUNDATIONS	1,141,515
OTHER LOCAL GOVERNMENTS OUTSIDE COLORADO	14,526,926
PRIVATE FEDERAL	11,722,485
PRIVATE FOR PROFIT HOSPITALS	89,804
PRIVATE NON-PROFIT HOSPITALS	205,525
PRIVATE NON-PROFITS	6,011,073
PRIVATE UNIVERSITIES	10,094,319
PUBLIC UNIVERSITIES (NO CO STATE FUNDS)	15,029,739
STATE OF COLORADO UNIVERSITIES	3,872,749
TOTAL FEDERAL FLOW-THRU	62,694,135
OTHER	
ASSOCIATIONS & FOUNDATIONS	15,991,968
INTERNATIONAL	37,653,611
LOCAL GOVERNMENTS IN COLORADO	307,527
OTHER LOCAL GOVERNMENTS OUTSIDE COLORADO	827,450
PRIVATE	12,616,197
PRIVATE NON-PROFITS	1,133,112
PRIVATE UNIVERSITIES	972,574
PUBLIC UNIVERSITIES (NO CO STATE FUNDS)	956,646
STATE OF COLORADO UNIVERSITIES	4,157,705
STATE OF COLORADO	270,583
TOTAL OTHER	74,887,373
Grand Total	489,939,751

Notes

- This expenditure report counts only those funds advanced or reimbursed to CU Boulder during the fiscal year.
- Expenditure data is provided by the Campus Controller's Office (CCO).
- The Expenditures by Funding Agency report does not include CU Foundation (Boulder campus) gifts supporting research.

Expenditures by Department

Sponsored Projects Annual Financial Report - Fiscal Year 2019

	Payments Received
ADMINISTRATION & COLLEGES	
ATHLETICS	4,190
COLLEGE OF MEDIA, COMMUNICATION & INFORMATION	1,020,765
COLLEGE OF MUSIC	(20)
CONTINUING EDUCATION	241,367
LEEDS SCHOOL OF BUSINESS	1,841,896
LIBRARIES	37,167
OFFICE OF DIVERSITY, EQUITY & COMMUNITY ENGAGEMENT	524,942
OFFICE OF INFORMATION TECHNOLOGY	789,946
POLICE DEPARTMENT	(44)
PROGRAM IN ENVIRONMENTAL DESIGN	343,358
SCHOOL OF EDUCATION	7,294,124
BUENO	2,873,212
SCHOOL OF LAW	(7,577,816)
STUDENT AFFAIRS	40,422
UNDERGRADUATE EDUCATION	663,987
OFFICE OF FINANCIAL AID	4,102,683
TOTAL ADMINISTRATION & COLLEGES	12,200,179
COLLEGE OF ARTS & SCIENCES	
ADMINISTRATION	11,882
ANTHROPOLOGY	546,545
APPLIED MATHEMATICS	2,817,269
ART & ART HISTORY	6,825
ASTROPHYSICAL & PLANETARY SCIENCES	259,080
ATMOSPHERIC & OCEANIC SCIENCES	1,762,681
BAKER RESIDENTIAL ACADEMIC PROGRAM	(1,692)
BIOCHEMISTRY	18,846,497
CENTER TO ADVANCE RESEARCH & TEACHING IN THE SOCIAL SCIENCES	772,530
CENTER OF THE AMERICAN WEST	2,135
CENTER FOR ASIAN STUDIES	396,244
CENTER FOR INTEGRATED PLASMA STUDIES	2,464,041
CHEMISTRY	(3,092,460)
CENTER FOR ASTROPHYSICS & SPACE ASTRONOMY	3,997,253
COLORADO EUROPEAN UNION CENTER OF EXCELLENCE	101,403
COLORADO SHAKESPEARE FESTIVAL	25,093
ECOLOGY & EVOLUTIONARY BIOLOGY	2,670,159
ECONOMICS	70,765
ENVIRONMENTAL STUDIES	1,082,612
ETHNIC STUDIES	103,536
FISKE PLANETARIUM	92
GEOGRAPHY	802,738
GEOLOGICAL SCIENCES	2,358,813
GERMAN & SLAVIC LANGUAGES & LITERATURES	33,124
HISTORY	76,173
INTEGRATIVE PHYSIOLOGY	9,097,886
LINGUISTICS	111,990
MATHEMATICS	356,509
MOLECULAR, CELLULAR & DEVELOPMENTAL BIOLOGY	11,229,422
PHILOSOPHY	28,542
PHYSICS	29,615,559
POLITICAL SCIENCE	10,469
PSYCHOLOGY & NEUROSCIENCE	9,070,780

Expenditures by Department

Sponsored Projects Annual Financial Report - Fiscal Year 2019

	Payments Received
COLLEGE OF ARTS & SCIENCES - CONTINUED	
SPANISH & PORTUGUESE	(122,289)
SPEECH, LANGUAGE & HEARING SCIENCE	1,035,239
SOCIOLOGY	11,203
TOTAL COLLEGE OF ARTS & SCIENCES	96,558,648
COLLEGE OF ENGINEERING & APPLIED SCIENCE	
AEROSPACE ENGINEERING SCIENCES	18,543,493
ALLIANCE FOR TECHNOLOGY, LEARNING & SOCIETY	(12,697,169)
BOLD CENTER	181,713
CHEMICAL & BIOLOGICAL ENGINEERING	12,974,152
CIVIL, ENVIRONMENTAL & ARCHITECTURAL ENGINEERING	8,479,300
CIVIL ENGINEERING - CADSWES	893,951
COLLEGE OF ENGINEERING & APPLIED SCIENCE	5,257,817
COLORADO POWER ELECTRONICS CENTER	10,359
COMPUTER SCIENCE	7,304,654
ELECTRICAL, COMPUTER & ENERGY ENGINEERING	13,869,828
IDEA FORGE	36,425
INTEGRATED TEACHING & LEARNING LAB	319,071
INTERDISCIPLINARY TELECOMMUNICATION PROGRAM	450,164
LOCKHEED MARTIN MANAGEMENT PROGRAM	185
MECHANICAL ENGINEERING	14,030,853
MEMBRANCE APPLIED SCIENCE & TECHNOLOGY	284,126
NATIONAL CENTER FOR WOMEN & INFORMATION TECHNOLOGY	15,826,975
OPTOELECTRONIC COMPUTING SYSTEMS CENTER	53,589
SPACE GRANT COLLEGE	739,521
TOTAL COLLEGE OF ENGINEERING & APPLIED SCIENCE	86,559,007
GRADUATE SCHOOL & RESEARCH INSTITUTES	
BIOFRONTIERS INSTITUTE	8,777,749
BOULDER VENTURE PARTNERS	27,540
CENTER FOR STEM LEARNING	1,339,547
CENTER FOR NATIVE AMERICAN AND INDIGENOUS STUDIES	90,245
COOPERATIVE INSTITUTE FOR RESEARCH IN ENVIRONMENTAL SCIENCES	87,031,874
INSTITUTE OF ARCTIC & ALPINE RESEARCH	11,056,440
INSTITUTE FOR BEHAVIORAL GENETICS	7,265,286
INSTITUTE OF BEHAVIORAL SCIENCE	13,266,958
INSTITUTE OF COGNITIVE SCIENCE	8,975,860
JILA	28,996,272
LABORATORY FOR ATMOSPHERIC & SPACE PHYSICS	108,951,833
MUSEUM	1,158,790
NATIONAL SOLAR OBSERVATORY	399,220
OFFICE OF ANIMAL RESOURCES	1,427
OFFICE OF CONTRACTS & GRANTS	207
RENEWABLE & SUSTAINABLE ENERGY INSTITUTE	14,492,862
RESEARCH & INNOVATION OFFICE	760,548
SUSTAINABILITY INNOVATION LAB	2,029,259
TOTAL GRADUATE SCHOOL & RESEARCH INSTITUTES	294,621,917
TOTAL FY 2019 (JULY 1, 2018 - JUNE 30, 2019)	489,939,751

Expenditure data is provided by the Campus Controller's Office (CCO).

The Expenditures by Department report does not include CU Foundation (Boulder campus) gifts supporting research.

Expenditures by Category

Sponsored Projects Annual Financial Report - Fiscal Year 2019

EXPENSE CATEGORY	TOTAL EXPENDED	FEDERAL AWARDS	STATE OF COLORADO AWARDS	INDUSTRY AWARDS	OTHER FEDERAL FLOW THRU & NON-FEDERAL AWARDS
SALARIES & WAGES	179,006,841	128,979,804	3,718,539	4,557,397	41,751,102
FRINGE BENEFITS	59,791,089	41,592,681	1,150,132	1,308,081	15,740,195
TUITION WAIVERS	7,436,359	5,332,979	117,222	321,412	1,664,746
OPERATING EXPENSES	49,495,609	32,924,446	962,150	1,297,844	14,311,170
SUBCONTRACTS	55,667,396	41,736,311	407,898	1,660,756	11,862,431
TRAVEL	11,600,549	8,253,069	120,033	275,278	2,952,169
UTILITIES	700,844	700,844	0	0	0
STUDENT AID	4,416,436	4,098,874	29,277	182,963	105,322
LIBRARY BOOKS & PERIODICALS	16,498	6,723	0	0	9,775
FIXED ASSET COSTS	13,789,207	10,268,255	42,754	588,494	2,889,705
FACILITIES & ADMINISTRATION COSTS	108,018,925	78,464,258	1,753,035	2,423,973	25,377,659
GENERAL RECHARGES	0	0	0	0	0
TOTAL	489,939,751	352,358,243	8,301,038	12,616,197	116,664,274

Expenditure data is provided by the Campus Controller's Office (CCO).

The Expenditures by Department report does not include CU Foundation (Boulder campus) gifts supporting research.