



Photo: University of Colorado Boulder

Fiscal Year 2021

ANNUAL FINANCIAL REPORT

Awards, proposals, gifts and expenditures
in support of research and creative work



University of Colorado **Boulder**

Contents

2021 Snapshot	1
Sources of Funding	2
10 Year Summary	3
Appendix - Detailed Data	5
Research Support by Source	6
Awards by Department	7-8
Proposals by Funding Agency	9
Proposals by Department	10-11
Expenditures by Funding Agency	12
Expenditures by Department	13-14
Expenditures by Category	15

2021 Snapshot

Total Support for Research
and Creative Work

\$634.4
Million

4,232
Awards & Gifts

Proposals
Submitted

2,515
\$2.19 Billion

Research
Expenditures

\$536.2
Million



Photo: Patrick Campbell

Sources of Funding

Federal Agencies (Research & Creative Work)

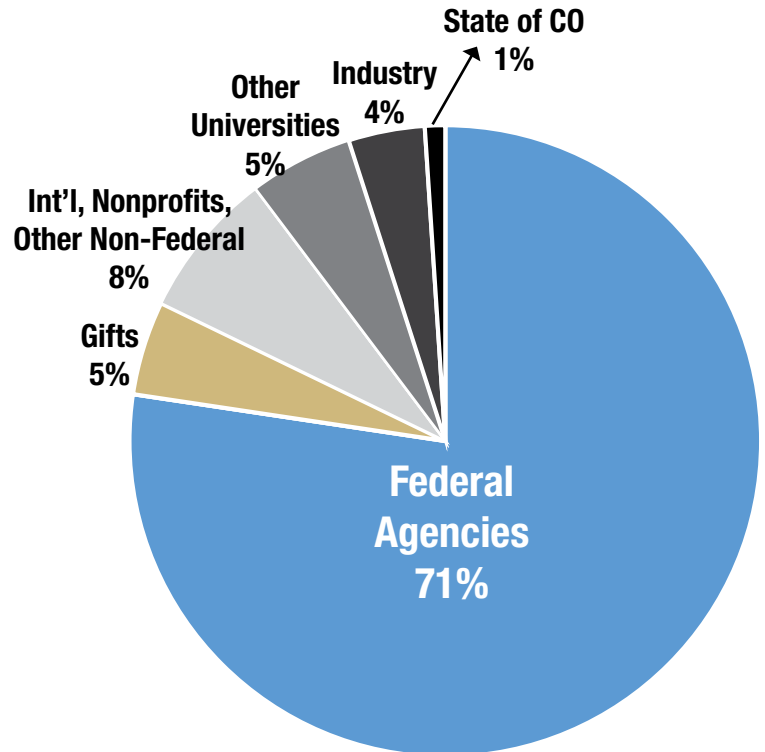
\$480.7 Million

Non-Federal Sources (Research & Creative Work)

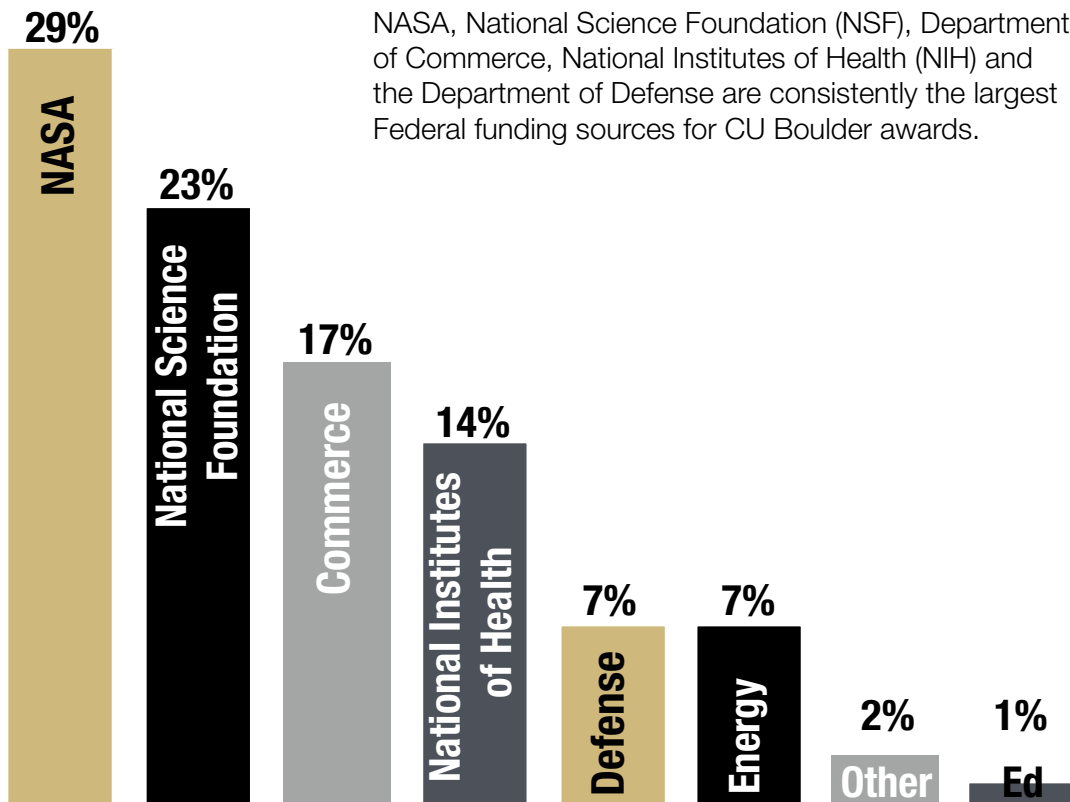
\$121 Million

CU Foundation Gifts (Research & Creative Work)

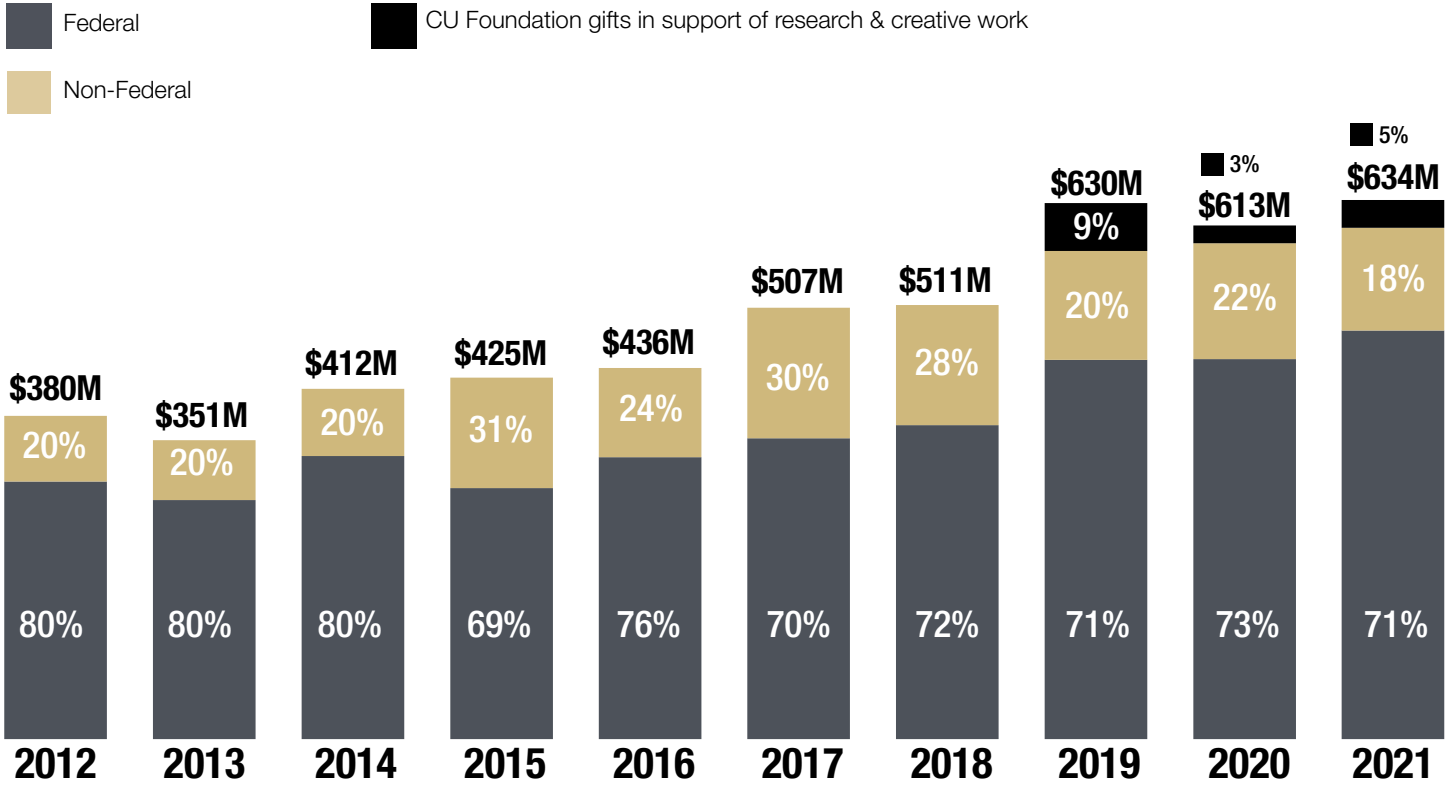
\$32.6 Million



Top Federal Funding Agencies



10 Year Summary



Expenditures

Expenditure data is provided by the Campus Controller's Office.

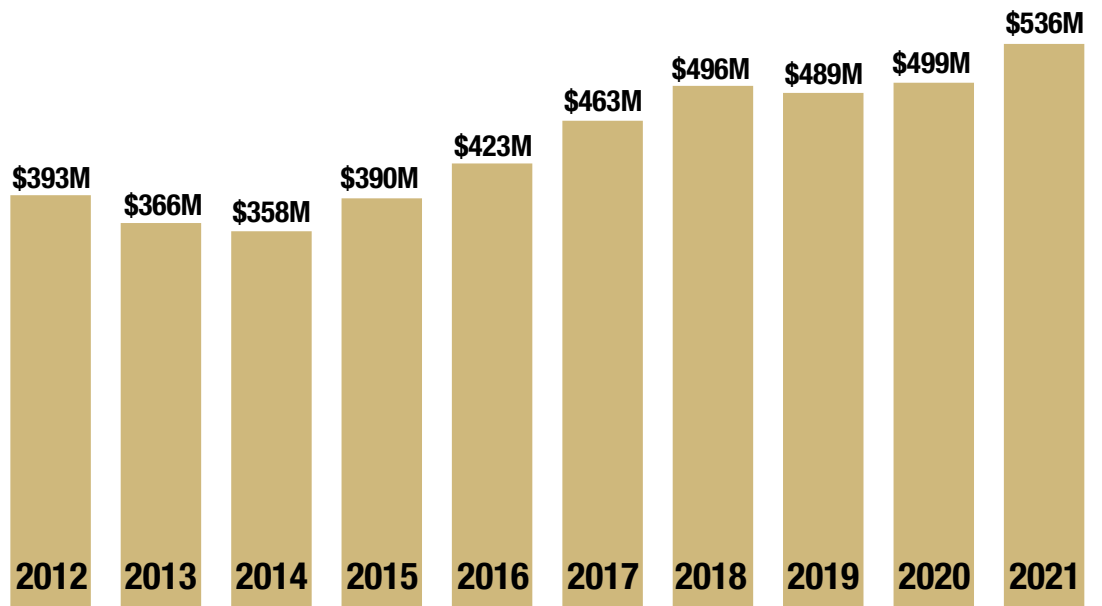




Photo: Glenn Asakawa

Appendix - Detailed Data

Sponsored Projects Annual Financial Report - Fiscal Year 2021

Research Support by Source	6
Awards by Department	7-8
Proposals by Funding Agency	9
Proposals by Department	10-11
Expenditures by Funding Agency	12
Expenditures by Department	13-14
Expenditures by Category	15

Research Awards by Source

Sponsored Projects Annual Financial Report - Fiscal Year 2021

	Number of Awards	Award Amount
FEDERAL AGENCY AWARDS		
DEPARTMENT OF AGRICULTURE	7	1,888,884
DEPARTMENT OF COMMERCE	101	78,870,936
DEPARTMENT OF DEFENSE	128	34,683,722
DEPARTMENT OF EDUCATION	22	6,284,198
DEPARTMENT OF ENERGY	49	18,321,697
DEPARTMENT OF ENERGY LABS (including NREL)	99	10,327,286
DEPARTMENT OF HEALTH & HUMAN SERVICES (NIH)	172	57,799,061
DEPARTMENT OF THE INTERIOR	31	4,823,325
NATIONAL AERONAUTICS & SPACE ADMINISTRATION	412	148,626,497
NATIONAL SCIENCE FOUNDATION	306	111,153,239
OTHER FEDERAL AGENCIES ¹	17	7,952,417
TOTAL FEDERAL AGENCY AWARDS	1,344	480,731,262
NON-FEDERAL AWARDS		
ASSOCIATIONS & FOUNDATIONS	110	16,178,960
INTERNATIONAL UNIVERSITIES & ENTITIES	46	21,537,568
OTHER	19	1,145,040
OTHER UNIVERSITIES ²	304	36,118,262
PRIVATE INDUSTRY	272	26,562,782
PRIVATE NON PROFITS (including hospitals)	84	12,424,389
STATE OF COLORADO ³	44	4,636,944
STATE OF COLORADO UNIVERSITIES	34	2,423,518
TOTAL NON-FEDERAL AWARDS	913	121,027,463
SUBTOTAL FEDERAL & NON-FEDERAL AWARDS	2,257	601,758,725
CU FOUNDATION GIFTS SUPPORTING RESEARCH & CREATIVE WORK (Boulder campus)⁴	1,975	32,663,283
TOTAL AWARDS & GIFTS RECEIVED IN FISCAL YEAR 2021	4,232	634,422,008

Notes

1. Other Federal Agencies: Department of Justice (1), Environmental Protection Agency (1), Institute of Museum and Library Services (1), National Endowment for the Arts/National Foundation on the Arts and Humanities (2), National Endowment for the Humanities/National Foundation on the Arts and Humanities (3), National Solar Observatory (1), Peace Corps (1), Tennessee Valley Authority (4), U.S. Agency for International Development (2), Veterans Administration
2. Most funding from other universities originates with the federal government, but, historically, CU Boulder has counted these awards as non-federal.
3. State of Colorado: Colorado Creative Industries (2), Colorado Department of Education/COLO (4), Colorado Department of Higher Education (2), Colorado Department of Human Services (5), Colorado Department of Public Health and Environment/COLO (1), Colorado Department of Public Safety/COLO (1), Colorado Department of Revenue (4), Colorado Department of State - Secretary of State (2), Colorado Department of Transportation/COLO (2), Colorado Higher Education Competitive Research Authority (6), Colorado Office of Economic Development (13), History Colorado State Historical Fund (2)
4. CU Foundation (Boulder Campus) gifts supporting research and creative work are included in the total awards and gifts received in support of sponsored research and projects.

Awards by Department

Sponsored Projects Annual Financial Report - Fiscal Year 2021

	Number of Awards	Award Amount
ADMINISTRATION & COLLEGES		
ACADEMIC AFFAIRS	17	4,740,204
COLLEGE OF MEDIA, COMMUNICATION & INFORMATION	13	2,019,227
FACILITIES MANAGEMENT	1	791,871
GRADUATE SCHOOL	4	452,154
INFRASTRUCTURE & SUSTAINABILITY	1	75,120
LEEDS SCHOOL OF BUSINESS	17	2,607,098
LIBRARIES	4	148,542
OFFICE OF DIVERSITY, EQUITY & COMMUNITY ENGAGEMENT	2	320,000
SCHOOL OF EDUCATION	43	5,861,555
SCHOOL OF LAW	2	1,076,825
STUDENT AFFAIRS	7	422,089
TOTAL ADMINISTRATION & COLLEGES	111	18,514,685
COLLEGE OF ARTS & SCIENCES		
ANTHROPOLOGY	2	1,557,400
APPLIED MATHEMATICS	21	2,655,870
ART MUSEUM	1	20,000
ASTROPHYSICAL & PLANETARY SCIENCES	1	73,896
ATMOSPHERIC & OCEANIC SCIENCES	31	4,536,784
BIOCHEMISTRY	35	6,238,995
CENTER FOR ASIAN STUDIES	2	218,441
CENTER FOR ASTROPHYSICS & SPACE ASTRONOMY	51	3,560,442
CENTER FOR LATIN AMERICAN STUDIES	1	25,289
CENTER FOR INTEGRATED PLASMA STUDIES	9	1,399,447
CENTER TO ADVANCE RESEARCH & TRAINING IN SOCIAL SCIENCES	6	2,247,128
CHEMISTRY	34	7,667,229
COLORADO EUROPEAN UNION CENTER OF EXCELLENCE	1	70,374
COLORADO SHAKESPEARE FESTIVAL	6	284,706
ECOLOGY & EVOLUTIONARY BIOLOGY	29	3,346,202
ECONOMICS	1	30,000
ENVIRONMENTAL STUDIES PROGRAM	7	364,032
ETHNIC STUDIES	1	6,000
GEOGRAPHY	5	1,628,961
GEOLOGICAL SCIENCES	25	2,631,679
GERMANIC & SLAVIC LANGUAGES & LITERATURES	1	39,000
HISTORY	6	503,273
INTEGRATIVE PHYSIOLOGY	48	8,823,571
LINGUISTICS	3	19,892
MATHEMATICS	4	650,451
MOLECULAR, CELLULAR, & DEVELOPMENTAL BIOLOGY	35	9,532,011
PHILOSOPHY	1	75,142
PHYSICS	93	36,905,731
POLITICAL SCIENCE	1	5,200
PSYCHOLOGY & NEUROSCIENCE	24	6,024,015
SOCIOLOGY	1	14,157
SPANISH & PORTUGUESE	2	25,901
SPEECH, LANGUAGE & HEARING SCIENCE	4	1,832,535
WOMEN & GENDER STUDIES	3	48,000
TOTAL COLLEGE OF ARTS & SCIENCES	495	103,061,754

The Awards by Department report does not include CU Foundation (Boulder campus) gifts supporting research and creative work.

Awards by Department

Sponsored Projects Annual Financial Report - Fiscal Year 2021

	Number of Awards	Award Amount
COLLEGE OF ENGINEERING & APPLIED SCIENCE		
AEROSPACE ENGINEERING SCIENCES	225	52,179,195
ALLIANCE FOR TECHNOLOGY, LEARNING, & SOCIETY ¹	8	1,569,932
CHEMICAL & BIOLOGICAL ENGINEERING	76	15,748,538
CHBE - RASEI	5	470,540
CHBE - BIOFRONTIERS	3	578,360
CIVIL, ENVIRONMENTAL & ARCHITECTURAL ENGINEERING	87	20,119,724
CEAE - RASEI	3	173,703
COMPUTER SCIENCE	70	10,164,958
CS - BIOFRONTIERS	9	249,062
ELECTRICAL, COMPUTER & ENERGY ENGINEERING	82	11,707,183
ECEE - RASEI	2	64,752
ENGINEERING DEAN'S OFFICE	49	15,668,345
MATERIALS SCIENCE & ENGINEERING PROGRAM	8	1,264,392
MECHANICAL ENGINEERING	118	19,548,335
TOTAL COLLEGE OF ENGINEERING & APPLIED SCIENCE	745	149,507,019
RESEARCH INSTITUTES & RESEARCH & INNOVATION OFFICE		
ALLIANCE FOR TECHNOLOGY, LEARNING, & SOCIETY ¹	8	1,569,932
BIOFRONTIERS INSTITUTE	31	16,298,043
COOPERATIVE INSTITUTE FOR RESEARCH IN ENVIRONMENTAL SCIENCES	261	92,683,014
INSTITUTE FOR BEHAVIORAL GENETICS	22	9,798,634
INSTITUTE OF ARCTIC & ALPINE RESEARCH	63	15,527,551
INSTITUTE OF BEHAVIORAL SCIENCE	59	16,892,660
INSTITUTE OF COGNITIVE SCIENCE	32	13,100,216
JILA	67	32,227,718
LABORATORY FOR ATMOSPHERIC & SPACE PHYSICS	306	120,909,125
MUSEUM	14	1,274,064
RENEE CROWN WELLNESS INSTITUTE	10	2,550,493
RENEWABLE & SUSTAINABLE ENERGY INSTITUTE (RASEI)	28	8,054,311
RESEARCH & INNOVATION OFFICE	13	1,359,438
TOTAL RESEARCH INSTITUTES & RESEARCH & INNOVATION OFFICE	906	332,245,199
TOTAL FY 2021 (JULY 1, 2020 - JUNE 30, 2021)	2,257	601,758,725

Notes

- A sponsored project award is transferred from an external sponsor to CU Boulder under a grant, cooperative agreement, contract, purchase order or any other legally binding agreement. These awards differ from gifts, which are managed by the CU Foundation, because they include terms that restrict how the funds will be managed and expended.
 - The total number of awards is calculated from the total number of funding increments for all projects (account numbers) during the fiscal year, e.g. some awards may be distributed to two, three or more projects for management purposes and have multiple funding increments during the fiscal year.
 - The value of awards is calculated from the amount of funds obligated by the sponsor during the fiscal year for one budget period, not the total estimated cost for multiple budget periods, i.e. some awards receive incremental funding that may spread out the total obligations over several years. Award totals include direct and indirect costs.
 - The report includes all the award actions taken during fiscal year 2021. Typically, an award is received 6-12 months after submission of a proposal. There may be some overlap with proposals submitted during FY21, but there is no one-to-one relationship between proposals and awards in these reports.
 - The Awards by Department report does not include CU Foundation (Boulder campus) gifts supporting research and creative work.
1. The Alliance for Technology, Learning, & Society (ATLAS) is a research institute with sponsored research and expenditures in the College of Engineering and Applied Science. The \$1,569,932 amount appears twice; once under the Research Institutes and once in CEAS, but is not duplicated in the grand total for FY21.

Proposals by Funding Agency

Sponsored Projects Annual Financial Report - Fiscal Year 2021

	Number of Proposals	Proposed Amount
FEDERAL AGENCIES		
DEPARTMENT OF AGRICULTURE	13	2,584,730
DEPARTMENT OF COMMERCE	50	15,808,385
DEPARTMENT OF DEFENSE	81	62,122,526
DEPARTMENT OF EDUCATION	19	19,359,295
DEPARTMENT OF ENERGY	52	54,958,831
DEPARTMENT OF ENERGY LABS (including NREL)	64	14,734,279
DEPARTMENT OF HEALTH & HUMAN SERVICES (NIH)	200	322,350,609
DEPARTMENT OF THE INTERIOR	34	4,537,150
NATIONAL AERONAUTICS & SPACE ADMINISTRATION	421	912,292,672
NATIONAL SCIENCE FOUNDATION	496	382,439,240
OTHER FEDERAL AGENCIES ¹	38	11,009,872
TOTAL FEDERAL AGENCIES	1,468	1,802,197,589
NON-FEDERAL SOURCES		
ASSOCIATIONS & FOUNDATIONS	204	72,713,008
INTERNATIONAL UNIVERSITIES & ENTITIES	50	23,179,474
OTHER	19	2,355,424
OTHER UNIVERSITIES ²	323	164,618,898
PRIVATE INDUSTRY	251	64,236,273
PRIVATE NON PROFITS (including hospitals)	103	31,121,190
STATE OF COLORADO ³	29	9,515,210
STATE OF COLORADO UNIVERSITIES	68	24,148,413
TOTAL NON-FEDERAL SOURCES	1,047	391,887,890
TOTAL PROPOSALS SUBMITTED FOR FISCAL YEAR 2021	2,515	2,194,085,479

Notes

- Other Federal Agencies Include: Department of Homeland Security (1), Department of State (1), Environmental Protection Agency (6), Institute of Museum and Library Services (5), Library of Congress (1), National Archives and Records Administration (1), National Endowment for the Arts/National Foundation on the Arts and Humanities (3), National Endowment for the Humanities/National Foundation on the Arts and Humanities (1), National Solar Observatory (1), Nuclear Regulatory Commission (2), Office of the Director of National Intelligence (1), Peace Corps (1), Tennessee Valley Authority (3), U.S. Securities Exchange Commission (1), Veterans Administration (1)
- Most funding from other universities originates with the federal government, but, historically, CU Boulder has counted these agencies as non-federal.
- State of Colorado Entities: Colorado Creative Industries (2), Colorado Department of Education/COLO (3), Colorado Department of Higher Education (3), Colorado Department of Human Services (2), Colorado Department of Natural Resources/COLO (1), Colorado Department of Transportation/COLO (4), Colorado Higher Education Competitive Research Authority (1), Colorado Office of Economic Development (10), History Colorado State Historical Fund (1), State of Colorado (2)

Proposals by Department

Sponsored Projects Annual Financial Report - Fiscal Year 2021

	Number of Proposals	Amount
ADMINISTRATION & COLLEGES		
ACADEMIC AFFAIRS	12	5,081,939
COLLEGE OF MEDIA, COMMUNICATIONS & INFORMATION	33	9,089,149
COLLEGE OF MUSIC	2	246,916
CONTINUING EDUCATION	1	749,242
FACILITIES MANAGEMENT	1	948,100
GRADUATE SCHOOL	14	26,048,571
INFRASTRUCTURE & SUSTAINABILITY	2	5,175,118
LIBRARIES	7	869,569
OFFICE OF DIVERSITY, EQUITY & COMMUNITY ENGAGEMENT	5	100,000
OFFICE OF INFORMATION TECHNOLOGY	1	9,995,665
LEEDS SCHOOL OF BUSINESS	6	7,709,300
SCHOOL OF EDUCATION	51	27,497,547
SCHOOL OF LAW	3	2,774,589
STUDENT AFFAIRS	5	331,775
TOTAL ADMINISTRATION & COLLEGES	143	96,617,480
COLLEGE OF ARTS & SCIENCES		
ANTHROPOLOGY	7	758,899
APPLIED MATHEMATICS	27	9,162,079
ART & ART HISTORY	1	45,051
ARTS & SCIENCES DEAN	2	1,520,453
ASTROPHYSICAL & PLANETARY SCIENCES	4	395,417
ATMOSPHERIC & OCEANIC SCIENCES	40	18,108,093
BIOCHEMISTRY	58	46,523,747
CENTER FOR ASIAN STUDIES	1	120,451
CENTER FOR ASTROPHYSICS & SPACE ASTRONOMY	50	21,209,316
CENTER FOR INTEGRATED PLASMA STUDIES	9	2,701,026
CENTER FOR LATIN AMERICAN STUDIES	2	249,997
CENTER TO ADVANCE RESEARCH & TRAINING IN SOCIAL SCIENCES	9	7,191,921
CHEMISTRY	58	26,324,433
COLORADO SHAKESPEARE FESTIVAL	4	285,000
ECOLOGY & EVOLUTIONARY BIOLOGY	45	16,068,342
ECONOMICS	2	512,154
ENVIRONMENTAL STUDIES PROGRAM	15	2,646,058
ETHNIC STUDIES	2	202,797
FISKE PLANETARIUM	4	5,476,387
GEOGRAPHY	9	2,556,352
GEOLOGICAL SCIENCES	20	6,441,837
GERMANIC & SLAVIC LANGUAGES & LITERATURES	1	39,000
HISTORY	6	587,312
INTEGRATIVE PHYSIOLOGY	70	74,657,838
MATHEMATICS	13	3,880,539
MOLECULAR, CELLULAR & DEVELOPMENTAL BIOLOGY	57	74,305,250
PHILOSOPHY	3	359,745
PHYSICS	81	46,118,782
POLITICAL SCIENCE	5	266,562
PSYCHOLOGY & NEUROSCIENCE	42	36,164,156
SOCIOLOGY	3	321,770
SPANISH & PORTUGUESE	2	25,901
SPEECH, LANGUAGE & HEARING SCIENCE	9	2,938,103
THEATRE & DANCE	1	99,969
WOMEN & GENDER STUDIES	4	295,655
TOTAL COLLEGE OF ARTS & SCIENCES	666	408,560,392

Proposals by Department

Sponsored Projects Annual Financial Report - Fiscal Year 2021

	Number of Proposals	Amount
COLLEGE OF ENGINEERING & APPLIED SCIENCE		
ENGINEERING DEAN'S OFFICE	52	67,296,340
AEROSPACE ENGINEERING SCIENCES	228	125,659,380
ALLIANCE FOR TECHNOLOGY, LEARNING, & SOCIETY	14	7,667,393
CHEMICAL & BIOLOGICAL ENGINEERING	92	73,436,703
CIVIL, ENVIRONMENTAL & ARCHITECTURAL ENGINEERING	133	65,465,315
COMPUTER SCIENCE	68	46,012,523
ELECTRICAL, COMPUTER & ENERGY ENGINEERING	76	228,620,119
MATERIALS SCIENCE & ENGINEERING PROGRAM	16	6,263,101
MECHANICAL ENGINEERING	131	65,511,476
TOTAL COLLEGE OF ENGINEERING & APPLIED SCIENCE	810	685,932,350
RESEARCH INSTITUTES & RESEARCH & INNOVATION OFFICE		
BIOFRONTIERS INSTITUTE	32	22,968,736
COOPERATIVE INSTITUTE FOR RESEARCH IN ENVIRONMENTAL SCIENCES	225	103,666,214
INSTITUTE FOR BEHAVIORAL GENETICS	23	43,177,375
INSTITUTE OF ARCTIC & ALPINE RESEARCH	86	24,771,014
INSTITUTE OF BEHAVIORAL SCIENCE	63	29,727,685
INSTITUTE OF COGNITIVE SCIENCE	44	47,616,309
JILA	60	36,485,765
LABORATORY FOR ATMOSPHERIC & SPACE PHYSICS	274	646,495,212
MUSEUM	14	4,749,639
RENEE CROWN WELLNESS INSTITUTE	15	9,650,677
RENEWABLE & SUSTAINABLE ENERGY INSTITUTE	43	21,905,154
RESEARCH & INNOVATION OFFICE	17	11,761,477
TOTAL RESEARCH INSTITUTES & RESEARCH & INNOVATION OFFICE	896	1,002,975,257
TOTAL FY 2021 (JULY 1, 2020 - JUNE 30, 2021)	2,515	2,194,085,479

Notes

- This report includes all the proposals submitted during fiscal year 2021. Typically, proposals are funded or declined within six to twelve months after submission. There may be some overlap with the annual reports for awards that were received during fiscal year 2021, but there is no one-to-one relationship between proposals and awards in these reports.
- The number of proposals is calculated from the total number of submissions during the fiscal year.
- The value of proposals is calculated from the total estimated cost for all budget periods proposed. These amounts include direct and indirect costs and often are higher than the actual awarded amount.

Expenditures by Funding Agency

Sponsored Projects Annual Financial Report - Fiscal Year 2021

	Payments Received
FEDERAL AGENCIES	
DEPARTMENT OF AGRICULTURE	1,943,910
DEPARTMENT OF COMMERCE	77,939,351
DEPARTMENT OF DEFENSE	31,866,606
DEPARTMENT OF EDUCATION	13,820,135
DEPARTMENT OF ENERGY (includes DOE labs)	17,927,704
DEPARTMENT OF HEALTH & HUMAN SERVICES (NIH)	50,204,475
DEPARTMENT OF HOMELAND SECURITY	36,878
DEPARTMENT OF HOUSING AND URBAN DEVELOPMENT	936
DEPARTMENT OF JUSTICE	808,218
DEPARTMENT OF THE INTERIOR	3,223,680
DEPARTMENT OF TRANSPORTATION	562,091
ENVIRONMENTAL PROTECTION AGENCY	63,276
NATIONAL AERONAUTICS & SPACE ADMINISTRATION	119,176,979
NATIONAL ENDOWMENT FOR THE ARTS	22,700
NATIONAL FOUNDATION ON THE ARTS & THE HUMANITIES	317,627
NATIONAL SCIENCE FOUNDATION	81,924,569
VETERANS ADMINISTRATION	223,295
OTHER FEDERAL	6,785,385
TOTAL FEDERAL AGENCIES	406,847,815
FEDERAL FLOW-THRU	
ASSOCIATIONS & FOUNDATIONS	1,457,724
LOCAL GOVERNMENTS IN COLORADO	39,462
OTHER LOCAL GOVERNMENTS OUTSIDE COLORADO	12,406,920
PRIVATE FEDERAL	14,100,484
PRIVATE NON-PROFIT HOSPITALS	450,263
PRIVATE NON-PROFITS	6,080,171
PRIVATE UNIVERSITIES	15,748,861
PUBLIC UNIVERSITIES (NO CO STATE FUNDS)	15,115,779
STATE OF COLORADO UNIVERSITIES	3,352,757
TOTAL FEDERAL FLOW-THRU	68,752,421
OTHER	
ASSOCIATIONS & FOUNDATIONS	13,613,682
INTERNATIONAL	22,798,152
LOCAL GOVERNMENTS IN COLORADO	149,185
OTHER LOCAL GOVERNMENTS OUTSIDE COLORADO	1,035,922
PRIVATE	14,173,530
PRIVATE NON-PROFITS	2,595,481
PRIVATE UNIVERSITIES	1,056,860
PUBLIC UNIVERSITIES (NO CO STATE FUNDS)	1,435,306
STATE OF COLORADO	3,625,078
STATE OF COLORADO UNIVERSITIES	167,510
TOTAL OTHER	60,650,706
Grand Total	536,250,942

Notes

- This expenditure report counts only those funds advanced or reimbursed to CU Boulder during the fiscal year.
- Expenditure data is provided by the Campus Controller's Office (CCO).
- The Expenditures by Funding Agency report does not include CU Foundation (Boulder campus) gifts supporting research and creative work.

Expenditures by Department

Sponsored Projects Annual Financial Report - Fiscal Year 2021

	Payments Received
ADMINISTRATION & COLLEGES	
ADMINISTRATION	75,120
COLLEGE OF MEDIA, COMMUNICATION & INFORMATION	1,270,104
COLLEGE OF MUSIC	11,739
CONTINUING EDUCATION	81,445
FINANCE & BUSINESS STRATEGY	8,601,298
GRADUATE SCHOOL	2,099,666
LEEDS SCHOOL OF BUSINESS	1,346,661
LIBRARIES	127,419
OFFICE OF DIVERSITY, EQUITY & COMMUNITY ENGAGEMENT	850,795
OFFICE OF INFORMATION TECHNOLOGY	574,129
PROGRAM IN ENVIRONMENTAL DESIGN	187,883
SCHOOL OF EDUCATION	4,879,781
BUENO	2,599,622
SCHOOL OF LAW	1,660,681
STUDENT AFFAIRS	180,790
UNDERGRADUATE EDUCATION	592,794
OFFICE OF FINANCIAL AID	5,366,645
TOTAL ADMINISTRATION & COLLEGES	30,506,572
COLLEGE OF ARTS & SCIENCES	
ADMINISTRATION	17,507
ANTHROPOLOGY	69,689
APPLIED MATHEMATICS	3,120,937
ART MUSEUM	7,700
ASTROPHYSICAL & PLANETARY SCIENCES	269,915
ATMOSPHERIC & OCEANIC SCIENCES	3,027,930
BIOCHEMISTRY	6,227,690
CENTER TO ADVANCE RESEARCH & TEACHING IN THE SOCIAL SCIENCES	1,069,366
CENTER OF THE AMERICAN WEST	64,082
CENTER FOR ASIAN STUDIES	129,550
CENTER FOR INTEGRATED PLASMA STUDIES	1,990,201
CHEMISTRY	7,924,335
CENTER FOR ASTROPHYSICS & SPACE ASTRONOMY	3,514,590
CINEMA STUDIES & MOVING IMAGE ARTS	143,439
COLORADO EUROPEAN UNION CENTER OF EXCELLENCE	139,310
COLORADO SHAKESPEARE FESTIVAL	257,280
ECOLOGY & EVOLUTIONARY BIOLOGY	3,319,578
ECONOMICS	28,692
ENVIRONMENTAL STUDIES PROGRAM	735,480
ETHNIC STUDIES	57,824
FISKE PLANETARIUM	65,207
GEOGRAPHY	438,003
GEOLOGICAL SCIENCES	2,874,781
HISTORY	180,927
INTEGRATIVE PHYSIOLOGY	6,960,548
LINGUISTICS	33,247
MATHEMATICS	460,617
MOLECULAR, CELLULAR & DEVELOPMENTAL BIOLOGY	9,291,502
PHILOSOPHY	39
PHYSICS	31,515,102
POLITICAL SCIENCE	3,254

Expenditures by Department

Sponsored Projects Annual Financial Report - Fiscal Year 2021

	Payments Received
COLLEGE OF ARTS & SCIENCES - CONTINUED	
PSYCHOLOGY & NEUROSCIENCE	6,987,966
RELIGIOUS STUDIES	18,465
SPANISH & PORTUGUESE	9,100
SPEECH, LANGUAGE & HEARING SCIENCE	966,652
SOCIOLOGY	54,167
TOTAL COLLEGE OF ARTS & SCIENCES	91,974,672
COLLEGE OF ENGINEERING & APPLIED SCIENCE	
AEROSPACE ENGINEERING SCIENCES	39,974,316
ALLIANCE FOR TECHNOLOGY, LEARNING & SOCIETY	953,656
BOLD CENTER	149,410
CHEMICAL & BIOLOGICAL ENGINEERING	15,408,702
CIVIL, ENVIRONMENTAL & ARCHITECTURAL ENGINEERING	9,602,391
CIVIL ENGINEERING - CADSWES	1,803,892
COLLEGE OF ENGINEERING & APPLIED SCIENCE - DEAN'S OFFICE	8,738,105
COLORADO POWER ELECTRONICS CENTER	36,787
COMPUTER SCIENCE	7,633,191
ELECTRICAL, COMPUTER & ENERGY ENGINEERING	10,916,379
IDEA FORGE	4,322
INTEGRATED TEACHING & LEARNING LAB	681,515
INTERDISCIPLINARY TELECOMMUNICATION PROGRAM	352,859
LOCKHEED MARTIN MANAGEMENT PROGRAM	1,796
MECHANICAL ENGINEERING	16,648,578
MEMBRANCE APPLIED SCIENCE & TECHNOLOGY	435,416
NATIONAL CENTER FOR WOMEN & INFORMATION TECHNOLOGY	2,184,962
SPACE GRANT COLLEGE	1,365,571
TOTAL COLLEGE OF ENGINEERING & APPLIED SCIENCE	116,891,848
RESEARCH INSTITUTES & RESEARCH & INNOVATION OFFICE	
BIOFRONTIERS INSTITUTE	11,131,797
COOPERATIVE INSTITUTE FOR RESEARCH IN ENVIRONMENTAL SCIENCES	85,908,038
INSTITUTE OF ARCTIC & ALPINE RESEARCH	9,583,791
INSTITUTE FOR BEHAVIORAL GENETICS	7,065,636
INSTITUTE OF BEHAVIORAL SCIENCE	13,812,705
INSTITUTE OF COGNITIVE SCIENCE	10,024,417
JILA	29,825,529
LABORATORY FOR ATMOSPHERIC & SPACE PHYSICS	117,743,183
MUSEUM	1,265,707
NATIONAL SOLAR OBSERVATORY	327,026
RENEE CROWN WELLNESS INSTITUTE	1,496,940
RENEWABLE & SUSTAINABLE ENERGY INSTITUTE	5,693,493
RESEARCH & INNOVATION OFFICE	645,925
SUSTAINABILITY INNOVATION LAB	2,353,663
TOTAL RESEARCH INSTITUTES & RESEARCH & INNOVATION OFFICE	296,877,850
TOTAL FY 2021 (JULY 1, 2020 - JUNE 30, 2021)	536,250,942

Expenditure data is provided by the Campus Controller's Office (CCO).

The Expenditures by Department report does not include CU Foundation (Boulder campus) gifts supporting research and creative work.

Expenditures by Category

Sponsored Projects Annual Financial Report - Fiscal Year 2021

EXPENSE CATEGORY	FEDERAL AWARDS	STATE OF COLORADO AWARDS	PRIVATE AWARDS	OTHER FEDERAL FLOW THRU & NON-FEDERAL AWARDS	TOTAL EXPENDED
SALARIES & WAGES	146,049,415.41	3,450,899.20	5,806,340.36	44,511,821.69	199,818,477
FRINGE BENEFITS	49,405,230.95	1,087,215.67	1,646,631.28	16,336,353.47	68,475,431
TUITION WAIVERS	6,140,454.36	114,470.85	428,009.00	2,343,436.55	9,026,371
OPERATING EXPENSES	36,366,209.42	695,389.12	1,437,350.56	9,804,929.71	48,303,879
SUBCONTRACTS	58,259,150.06	196,667.29	1,144,628.10	7,224,154.73	66,824,600
TRAVEL	459,315.92	5,023.48	7,054.78	486,110.25	957,504
UTILITIES	592,376.96				592,377
STUDENT AID	12,668,970.17	334.87	126,154.72	317,187.81	13,112,648
LIBRARY BOOKS & PERIODICALS	1,489.00	10,184.00		81,264.12	92,937
FIXED ASSET COSTS	9,920,179.28	124,570.78	235,999.87	2,214,133.20	12,494,883
FACILITIES & ADMINISTRATION COSTS	86,985,023.13	1,460,589.16	3,332,608.54	24,773,614.38	116,551,835
GENERAL RECHARGES	0	0	0	0	0
TOTAL	406,847,815	7,145,344	14,164,777	108,093,006	536,250,942

Expenditure data is provided by the Campus Controller's Office (CCO).

The Expenditures by Department report does not include CU Foundation (Boulder campus) gifts supporting research and creative work.