



Photo: Patrick Campbell

Fiscal Year 2022

ANNUAL FINANCIAL REPORT

Awards, proposals, gifts and expenditures
in support of research and creative work



University of Colorado **Boulder**

Contents

2022 Snapshot	1
Sources of Funding	2
10 Year Summary	3
Appendix - Detailed Data	5
Research Support by Source	6
Awards by Department	7-8
Proposals by Funding Agency	9
Proposals by Department	10-11
Expenditures by Funding Agency	12
Expenditures by Department	13-15
Expenditures by Category	16

2022 Snapshot

Total Support for Research
and Creative Work

\$657.9
Million

4,036
Awards & Gifts

Proposals
Submitted

2,338
\$2.3 Billion

Research
Expenditures

\$582.8
Million



Photo: Casey A. Cass

Sources of Funding

Federal Agencies (Research & Creative Work)

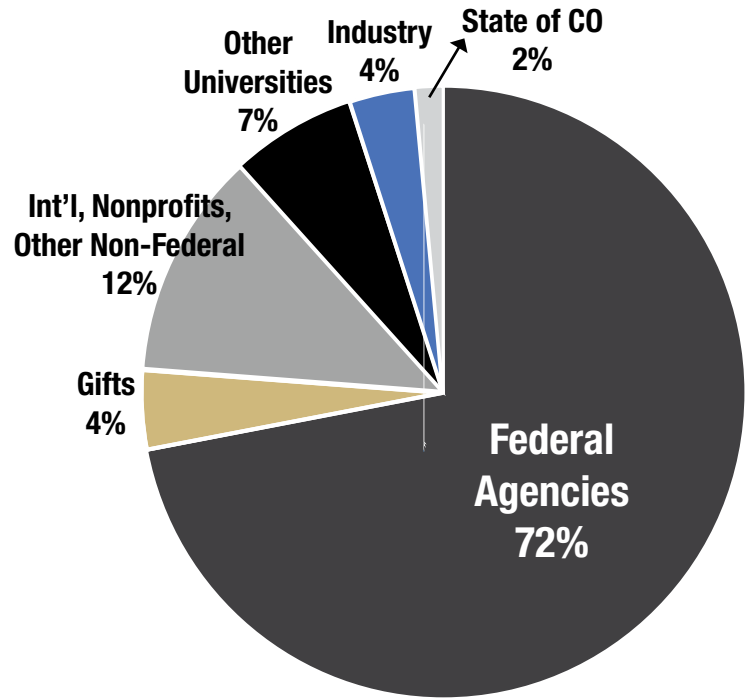
\$473.5 Million

Non-Federal Sources (Research & Creative Work)

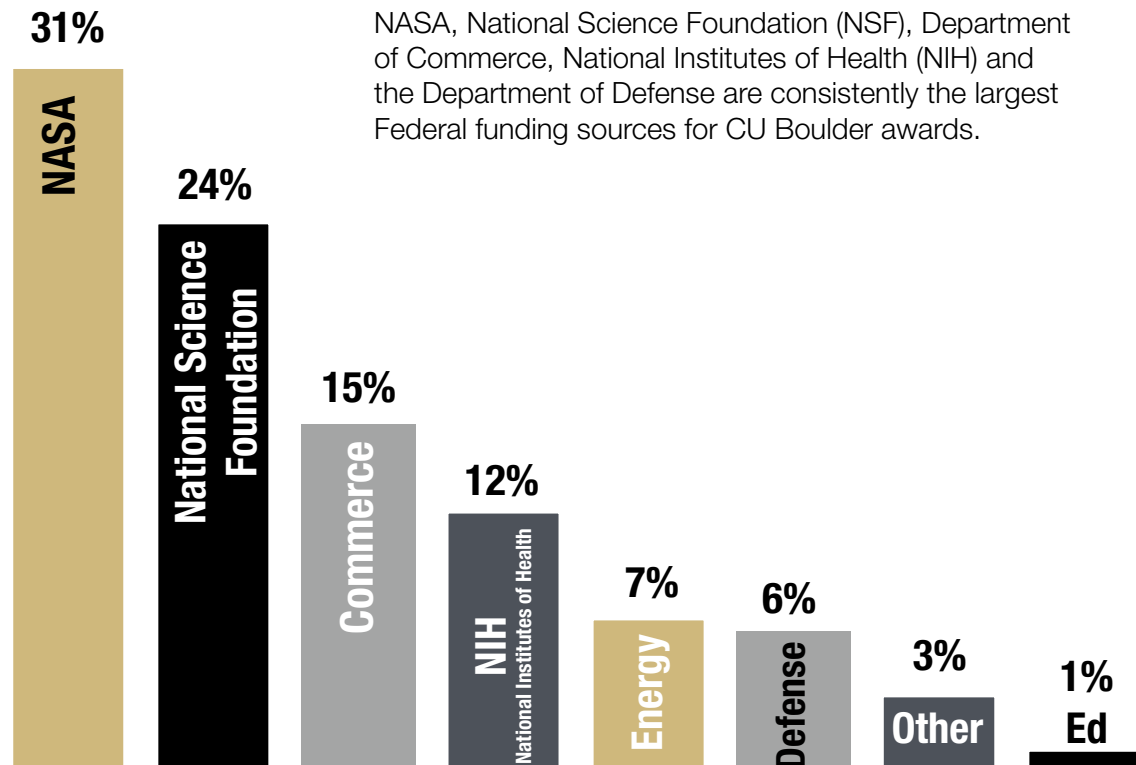
\$156.5 Million

CU Foundation Gifts (Research & Creative Work)

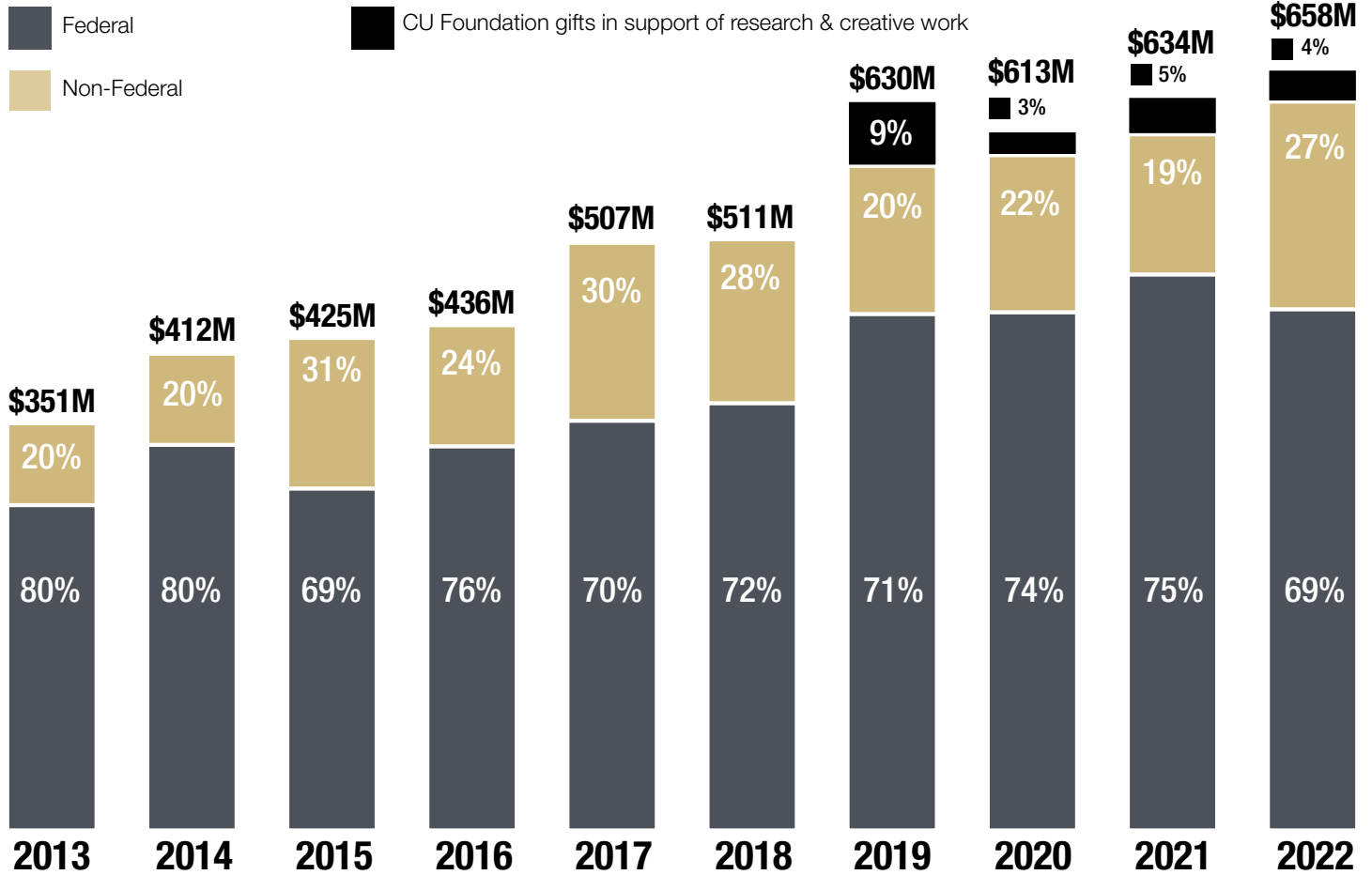
\$27.9 Million



Top Federal Funding Agencies

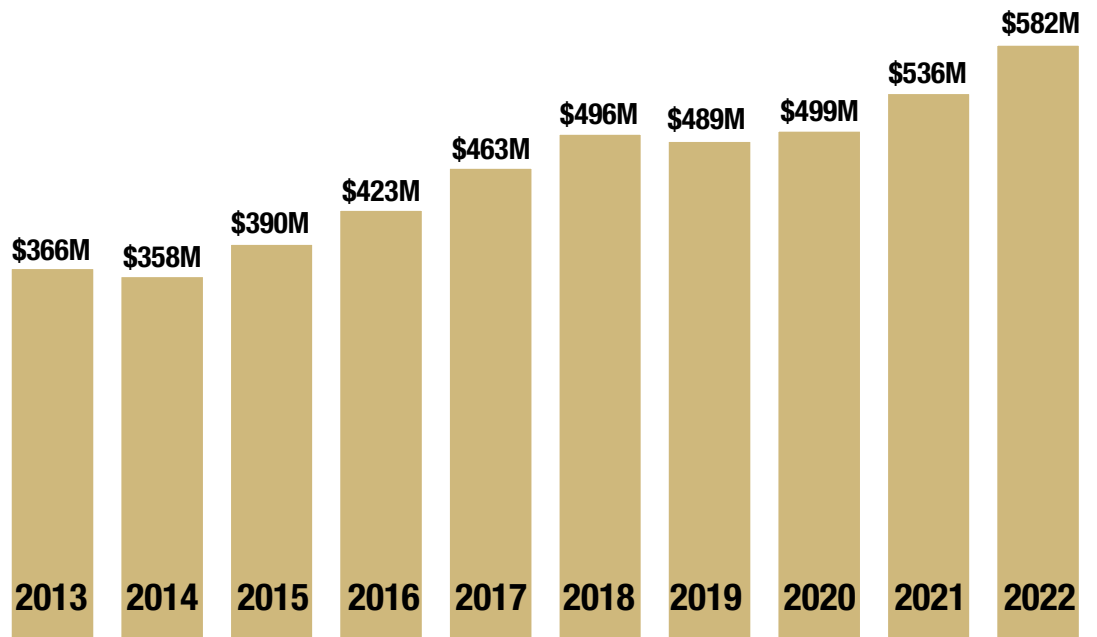


10 Year Summary



Expenditures

Expenditure data is provided by the Campus Controller's Office.





Appendix - Detailed Data

Sponsored Projects Annual Financial Report - Fiscal Year 2022

Research Support by Source	6
Awards by Department	7-8
Proposals by Funding Agency	9
Proposals by Department	10-11
Expenditures by Funding Agency	12
Expenditures by Department	13-15
Expenditures by Category	16

Research Awards by Source

Sponsored Projects Annual Financial Report - Fiscal Year 2022

	Number of Awards	Award Amount
FEDERAL AGENCY AWARDS		
DEPARTMENT OF AGRICULTURE	9	1,950,917
DEPARTMENT OF COMMERCE	93	72,958,958
DEPARTMENT OF DEFENSE	116	29,637,468
DEPARTMENT OF EDUCATION	18	4,849,005
DEPARTMENT OF ENERGY	58	20,542,249
DEPARTMENT OF ENERGY LABS (including NREL)	114	11,790,215
DEPARTMENT OF HEALTH & HUMAN SERVICES (NIH)	183	54,705,015
DEPARTMENT OF THE INTERIOR	28	4,958,275
NATIONAL AERONAUTICS & SPACE ADMINISTRATION	457	147,682,173
NATIONAL SCIENCE FOUNDATION	300	115,123,590
OTHER FEDERAL AGENCIES ¹	27	9,362,654
TOTAL FEDERAL AGENCY AWARDS	1,403	473,560,519
NON-FEDERAL AWARDS		
ASSOCIATIONS & FOUNDATIONS	121	22,456,553
INTERNATIONAL UNIVERSITIES & ENTITIES	49	40,070,579
OTHER	27	1,865,982
OTHER UNIVERSITIES ²	281	44,071,447
PRIVATE INDUSTRY	256	23,236,322
PRIVATE NON PROFITS (including hospitals)	102	14,830,480
STATE OF COLORADO ³	48	4,937,369
STATE OF COLORADO UNIVERSITIES	39	5,056,185
TOTAL NON-FEDERAL AWARDS	923	156,524,917
SUBTOTAL FEDERAL & NON-FEDERAL AWARDS	2,326	630,085,436
CU FOUNDATION GIFTS SUPPORTING RESEARCH & CREATIVE WORK (Boulder campus)⁴	1,710	27,865,405
TOTAL AWARDS & GIFTS RECEIVED IN FISCAL YEAR 2022	4,036	657,950,841

Notes

1. Other Federal Agencies: Department of Homeland Security (1), Department of Justice (2), Environmental Protection Agency (5), Federal Aviation Administration (1), Honeywell Federal Manufacturing & Technologies (1), Institute of Museum and Library Services (2), Library of Congress (1), National Archives and Records (1), National Solar Observatory (1), Nuclear Regulatory Commission (1), Tennessee Valley Authority (2), U.S. Agency for International Development (1), U.S. Securities Exchange Commission (2), Veterans Administration (6)
2. Most funding from other universities originates with the federal government, but, historically, CU Boulder has counted these awards as non-federal.
3. State of Colorado: Colorado Department of Education/COLO (8), Colorado Department of Higher Education (3), Colorado Department of Human Services (2), Colorado Department of Natural Resources (1), Colorado Department of Public Health and Environment (2), Colorado Department of Revenue (1), Colorado Secretary of State (2), Colorado Department of Transportation (2), Colorado Higher Education Competitive Research Authority (6), Colorado Independent Redistricting Commissions (1), Colorado Office of Economic Development (18), Colorado Parks and Wildlife (1), History Colorado State Historical Fund (1)
4. CU Foundation (Boulder Campus) gifts supporting research and creative work are included in the total awards and gifts received in support of sponsored research and projects.

Awards by Department

Sponsored Projects Annual Financial Report - Fiscal Year 2022

	Number of Awards	Award Amount
ADMINISTRATION & COLLEGES		
ACADEMIC AFFAIRS	10	7,607,925
COLLEGE OF MEDIA, COMMUNICATION & INFORMATION	7	1,276,923
COLLEGE OF MUSIC	1	116,916
FACILITIES MANAGEMENT	1	948,100
GRADUATE SCHOOL	4	1,202,417
INFRASTRUCTURE & SUSTAINABILITY	1	15,000
LEEDS SCHOOL OF BUSINESS	10	1,960,315
LIBRARIES	6	345,086
OFFICE OF DIVERSITY, EQUITY & COMMUNITY ENGAGEMENT	6	740,824
OFFICE OF INFORMATION TECHNOLOGY	1	2,121,447
SCHOOL OF EDUCATION	48	7,252,224
SCHOOL OF LAW	5	1,685,723
STUDENT AFFAIRS	1	38,608
TOTAL ADMINISTRATION & COLLEGES	101	25,311,508
COLLEGE OF ARTS & SCIENCES		
ANTHROPOLOGY	3	186,950
APPLIED MATHEMATICS	21	3,262,594
ART & ART HISTORY	2	73,386
ASTROPHYSICAL & PLANETARY SCIENCES	2	157,500
ATMOSPHERIC & OCEANIC SCIENCES	26	3,836,151
BIOCHEMISTRY	48	9,639,470
CENTER FOR ASIAN STUDIES	2	234,497
CENTER FOR ASTROPHYSICS & SPACE ASTRONOMY	57	2,520,834
CENTER FOR LATIN AMERICAN STUDIES	1	66,427
CENTER FOR INTEGRATED PLASMA STUDIES	12	1,640,954
CENTER TO ADVANCE RESEARCH & TRAINING IN SOCIAL SCIENCES	5	1,790,817
CHEMISTRY	34	6,563,445
COLORADO SHAKESPEARE FESTIVAL	1	25,000
ECOLOGY & EVOLUTIONARY BIOLOGY	35	4,427,684
ECONOMICS	1	33,000
ENVIRONMENTAL STUDIES PROGRAM	11	1,206,703
ETHNIC STUDIES	1	22,778
FISKE PLANETARIUM	3	972,300
GEOGRAPHY	10	927,571
GEOLOGICAL SCIENCES	23	2,313,590
HISTORY	1	47,922
INTERNATIONAL AFFAIRS	1	270,000
INTEGRATIVE PHYSIOLOGY	55	11,446,188
JEWISH STUDIES	1	247,655
LINGUISTICS	4	307,291
MATHEMATICS	12	750,430
MOLECULAR, CELLULAR, & DEVELOPMENTAL BIOLOGY	49	10,911,889
PHILOSOPHY	1	110,053
PHYSICS	87	35,406,741
PSYCHOLOGY & NEUROSCIENCE	29	7,025,969
SPEECH, LANGUAGE & HEARING SCIENCE	6	419,651
WOMEN & GENDER STUDIES	1	49,500
TOTAL COLLEGE OF ARTS & SCIENCES	545	106,894,940

The Awards by Department report does not include CU Foundation (Boulder campus) gifts supporting research and creative work.

Awards by Department

Sponsored Projects Annual Financial Report - Fiscal Year 2022

	Number of Awards	Award Amount
COLLEGE OF ENGINEERING & APPLIED SCIENCE		
AEROSPACE ENGINEERING SCIENCES	229	47,834,766
ALLIANCE FOR TECHNOLOGY, LEARNING, & SOCIETY ¹	5	501,711
CHEMICAL & BIOLOGICAL ENGINEERING	87	18,096,433
CHBE - RASEI	8	202,234
CHBE - BIOFRONTIERS	4	561,899
CIVIL, ENVIRONMENTAL & ARCHITECTURAL ENGINEERING	88	15,629,430
CEAE - RASEI	2	120,461
COMPUTER SCIENCE	53	9,117,003
CS - BIOFRONTIERS	11	389,978
ELECTRICAL, COMPUTER & ENERGY ENGINEERING	94	13,624,494
ENGINEERING DEAN'S OFFICE	38	9,517,489
MATERIALS SCIENCE & ENGINEERING PROGRAM	14	2,040,514
MSE - RASEI	1	109,999
MECHANICAL ENGINEERING	110	13,826,248
TOTAL COLLEGE OF ENGINEERING & APPLIED SCIENCE	744	131,572,659
RESEARCH INSTITUTES & RESEARCH & INNOVATION OFFICE		
ALLIANCE FOR TECHNOLOGY, LEARNING, & SOCIETY ¹	5	501,711
BIOFRONTIERS INSTITUTE	26	10,459,902
COOPERATIVE INSTITUTE FOR RESEARCH IN ENVIRONMENTAL SCIENCES	264	86,423,436
INSTITUTE FOR BEHAVIORAL GENETICS	19	8,702,002
INSTITUTE OF ARCTIC & ALPINE RESEARCH	71	11,791,058
INSTITUTE OF BEHAVIORAL SCIENCE	54	15,985,393
INSTITUTE OF COGNITIVE SCIENCE	33	14,663,029
JILA	73	42,615,642
LABORATORY FOR ATMOSPHERIC & SPACE PHYSICS	315	154,669,715
MUSEUM	8	790,474
RENEE CROWN WELLNESS INSTITUTE	3	2,175,148
RENEWABLE & SUSTAINABLE ENERGY INSTITUTE (RASEI)	45	11,564,281
RESEARCH & INNOVATION OFFICE	25	6,466,250
TOTAL RESEARCH INSTITUTES & RESEARCH & INNOVATION OFFICE	936	366,808,040
TOTAL FY 2022 (JULY 1, 2021 - JUNE 30, 2022)	2,326	630,085,436

Notes

- A sponsored project award is transferred from an external sponsor to CU Boulder under a grant, cooperative agreement, contract, purchase order or any other legally binding agreement. These awards differ from gifts, which are managed by the CU Foundation, because they include terms that restrict how the funds will be managed and expended.
 - The total number of awards is calculated from the total number of funding increments for all projects (account numbers) during the fiscal year, e.g. some awards may be distributed to two, three or more projects for management purposes and have multiple funding increments during the fiscal year.
 - The value of awards is calculated from the amount of funds obligated by the sponsor during the fiscal year for one budget period, not the total estimated cost for multiple budget periods, i.e. some awards receive incremental funding that may spread out the total obligations over several years. Award totals include direct and indirect costs.
 - The report includes all the award actions taken during the fiscal year. Typically, an award is received 6-12 months after submission of a proposal. There may be some overlap with proposals submitted during FY21, but there is no one-to-one relationship between proposals and awards in these reports.
 - The Awards by Department report does not include CU Foundation (Boulder campus) gifts supporting research and creative work.
1. The Alliance for Technology, Learning, & Society (ATLAS) is a research institute with sponsored research and expenditures in the College of Engineering and Applied Science. The \$501,711 amount appears twice; once under RIO and once in CEAS, but is not duplicated in the grand total for FY22.

Proposals by Funding Agency

Sponsored Projects Annual Financial Report - Fiscal Year 2022

	Number of Proposals	Proposed Amount
FEDERAL AGENCIES		
DEPARTMENT OF AGRICULTURE	4	1,076,661
DEPARTMENT OF COMMERCE	55	656,513,309
DEPARTMENT OF DEFENSE	70	121,444,425
DEPARTMENT OF EDUCATION	10	14,153,664
DEPARTMENT OF ENERGY	46	71,417,970
DEPARTMENT OF ENERGY LABS (including NREL)	85	19,167,623
DEPARTMENT OF HEALTH & HUMAN SERVICES (NIH)	223	307,853,415
DEPARTMENT OF THE INTERIOR	30	4,456,685
NATIONAL AERONAUTICS & SPACE ADMINISTRATION	279	266,441,937
NATIONAL SCIENCE FOUNDATION	450	281,193,743
OTHER FEDERAL AGENCIES ¹	31	7,958,506
TOTAL FEDERAL AGENCIES	1,283	1,751,677,938
NON-FEDERAL SOURCES		
ASSOCIATIONS & FOUNDATIONS	203	56,055,635
INTERNATIONAL UNIVERSITIES & ENTITIES	41	233,467,168
OTHER	41	4,208,677
OTHER UNIVERSITIES ²	304	106,616,354
PRIVATE INDUSTRY	270	65,648,981
PRIVATE NON PROFITS (including hospitals)	76	19,630,976
STATE OF COLORADO ³	49	10,101,748
STATE OF COLORADO UNIVERSITIES	71	34,665,026
TOTAL NON-FEDERAL SOURCES	1,055	530,394,565
TOTAL PROPOSALS SUBMITTED FOR FISCAL YEAR 2022	2,338	2,282,072,503

Notes

- Other Federal Agencies Include: Department of Justice (3), Federal Aviation Administration (1), Honeywell Federal Manufacturing & Technologies (1), Institute of Museum and Library Services (2), Joint Fire Science Program (2), National Archives and Records (1), National Endowment for the Arts/National Foundation on the Arts and Humanities (4), National Endowment for the Humanities/National Foundation on the Arts and Humanities (6), National Solar Observatory (1), Tennessee Valley Authority (2), U.S. Securities Exchange Commission (1), United States General Services Administration (1), Veterans Administration (6)
- Most funding from other universities originates with the federal government, but, historically, CU Boulder has counted these agencies as non-federal.
- State of Colorado Entities: Colorado Creative Industries (2), Colorado Department of Education (8), Colorado Department of Higher Education (3), Colorado Department of Human Services (1), Colorado Department of Public Health and Environment (1), Colorado Department of Public Safety (1), Colorado Secretary of State (3), Colorado Department of Transportation (1), Colorado Independent Redistricting Commissions (1), Colorado Office of Economic Development (22), Colorado Parks and Wildlife (1), Colorado Water Conservation Board (2), History Colorado State Historical Fund (1), State of Colorado (2)

Proposals by Department

Sponsored Projects Annual Financial Report - Fiscal Year 2022

	Number of Proposals	Amount
ADMINISTRATION & COLLEGES		
ACADEMIC AFFAIRS	7	7,668,343
COLLEGE OF MEDIA, COMMUNICATIONS & INFORMATION	21	6,253,480
COLLEGE OF MUSIC	1	129,939
CONTINUING EDUCATION	1	86,202
GRADUATE SCHOOL	10	3,133,025
INFRASTRUCTURE & SUSTAINABILITY	2	30,000
LIBRARIES	6	215,383
OFFICE OF DIVERSITY, EQUITY & COMMUNITY ENGAGEMENT	2	1,219,000
LEEDS SCHOOL OF BUSINESS	11	837,848
SCHOOL OF EDUCATION	87	23,756,483
SCHOOL OF LAW	9	2,650,120
STUDENT AFFAIRS	2	441,854
TOTAL ADMINISTRATION & COLLEGES	159	46,421,677
COLLEGE OF ARTS & SCIENCES		
ANTHROPOLOGY	11	1,928,310
APPLIED MATHEMATICS	28	14,251,261
ASTROPHYSICAL & PLANETARY SCIENCES	1	594,505
ATMOSPHERIC & OCEANIC SCIENCES	32	15,467,583
BIOCHEMISTRY	71	39,797,430
CENTER FOR ASIAN STUDIES	3	2,561,944
CENTER FOR ASTROPHYSICS & SPACE ASTRONOMY	44	7,911,633
CENTER FOR HUMANITIES & ARTS	1	217,852
CENTER FOR INTEGRATED PLASMA STUDIES	9	4,257,837
CENTER FOR LATIN AMERICAN STUDIES	1	154,841
CENTER TO ADVANCE RESEARCH & TRAINING IN SOCIAL SCIENCES	4	3,872,495
CHEMISTRY	56	37,134,943
COLORADO SHAKESPEARE FESTIVAL	7	931,641
ECOLOGY & EVOLUTIONARY BIOLOGY	45	18,839,951
ECONOMICS	1	33,000
ENGLISH	2	179,999
ENVIRONMENTAL STUDIES PROGRAM	15	5,050,012
FISKE PLANETARIUM	1	300,000
GEOGRAPHY	11	1,342,680
GEOLOGICAL SCIENCES	30	14,042,141
HISTORY	3	67,057
INTEGRATIVE PHYSIOLOGY	89	71,910,856
INTERNATIONAL AFFAIRS	1	270,000
LINGUISTICS	5	2,334,830
MATHEMATICS	13	1,993,340
MOLECULAR, CELLULAR & DEVELOPMENTAL BIOLOGY	60	44,177,156
PHILOSOPHY	2	412,407
PHYSICS	59	21,613,660
POLITICAL SCIENCE	2	406,678
PSYCHOLOGY & NEUROSCIENCE	55	48,539,584
SOCIOLOGY	3	834,657
SPEECH, LANGUAGE & HEARING SCIENCE	5	2,685,833
THEATRE & DANCE	1	28,821
WOMEN & GENDER STUDIES	1	49,500
TOTAL COLLEGE OF ARTS & SCIENCES	672	364,194,437

Proposals by Department

Sponsored Projects Annual Financial Report - Fiscal Year 2022

	Number of Proposals	Amount
COLLEGE OF ENGINEERING & APPLIED SCIENCE		
ENGINEERING DEAN'S OFFICE	38	48,316,599
AEROSPACE ENGINEERING SCIENCES	186	82,242,069
ALLIANCE FOR TECHNOLOGY, LEARNING, & SOCIETY	15	7,288,486
CHEMICAL & BIOLOGICAL ENGINEERING	117	71,958,584
CIVIL, ENVIRONMENTAL & ARCHITECTURAL ENGINEERING	107	47,572,271
COMPUTER SCIENCE	56	22,495,537
ELECTRICAL, COMPUTER & ENERGY ENGINEERING	98	47,893,032
MATERIALS SCIENCE & ENGINEERING PROGRAM	12	5,437,777
MECHANICAL ENGINEERING	97	52,989,243
TOTAL COLLEGE OF ENGINEERING & APPLIED SCIENCE	726	386,193,598
RESEARCH INSTITUTES & RESEARCH & INNOVATION OFFICE		
BIOFRONTIERS INSTITUTE	33	25,283,626
COOPERATIVE INSTITUTE FOR RESEARCH IN ENVIRONMENTAL SCIENCES	201	659,618,606
INSTITUTE FOR BEHAVIORAL GENETICS	27	27,387,419
INSTITUTE OF ARCTIC & ALPINE RESEARCH	63	37,825,588
INSTITUTE OF BEHAVIORAL SCIENCE	63	40,339,948
INSTITUTE OF COGNITIVE SCIENCE	60	51,165,311
JILA	45	102,539,485
LABORATORY FOR ATMOSPHERIC & SPACE PHYSICS	193	455,495,898
MUSEUM	14	2,752,319
RENEE CROWN WELLNESS INSTITUTE	7	2,748,180
RENEWABLE & SUSTAINABLE ENERGY INSTITUTE	56	65,093,472
RESEARCH & INNOVATION OFFICE	19	15,012,939
TOTAL RESEARCH INSTITUTES & RESEARCH & INNOVATION OFFICE	781	1,485,262,791
TOTAL FY 2022 (JULY 1, 2021 - JUNE 30, 2022)	2,338	2,282,072,503

Notes

- This report includes all the proposals submitted during the fiscal year. Typically, proposals are funded or declined within six to twelve months after submission. There may be some overlap with the annual reports for awards that were received during fiscal year 2021, but there is no one-to-one relationship between proposals and awards in these reports.
- The number of proposals is calculated from the total number of submissions during the fiscal year.
- The value of proposals is calculated from the total estimated cost for all budget periods proposed. These amounts include direct and indirect costs and often are higher than the actual awarded amount.

Expenditures by Funding Agency

Sponsored Projects Annual Financial Report - Fiscal Year 2022

	Payments Received
FEDERAL AGENCIES	
DEPARTMENT OF AGRICULTURE	1,879,979
DEPARTMENT OF COMMERCE	84,244,111
DEPARTMENT OF DEFENSE	27,790,124
DEPARTMENT OF EDUCATION	6,098,126
DEPARTMENT OF ENERGY (includes DOE labs)	18,784,469
DEPARTMENT OF HEALTH & HUMAN SERVICES (NIH)	52,431,405
DEPARTMENT OF HOMELAND SECURITY	116,071
DEPARTMENT OF HOUSING AND URBAN DEVELOPMENT	64,434
DEPARTMENT OF JUSTICE	741,985
DEPARTMENT OF THE INTERIOR	3,639,874
DEPARTMENT OF TRANSPORTATION	390,774
ENVIRONMENTAL PROTECTION AGENCY	463,553
NATIONAL AERONAUTICS & SPACE ADMINISTRATION	133,427,488
NATIONAL ENDOWMENT FOR THE ARTS	11,869
NATIONAL FOUNDATION ON THE ARTS & THE HUMANITIES	238,842
NATIONAL SCIENCE FOUNDATION	99,400,616
VETERANS ADMINISTRATION	251,293
OTHER FEDERAL	7,839,373
TOTAL FEDERAL AGENCIES	437,814,386
FEDERAL FLOW-THRU	
ASSOCIATIONS & FOUNDATIONS	3,166,976
LOCAL GOVERNMENTS IN COLORADO	108,555
OTHER LOCAL GOVERNMENTS OUTSIDE COLORADO	11,427,786
PRIVATE FEDERAL	14,922,670
PRIVATE FOR PROFIT HOSPITALS	40,955
PRIVATE NON-PROFIT HOSPITALS	464,030
PRIVATE NON-PROFITS	6,741,422
PRIVATE UNIVERSITIES	20,890,210
PUBLIC UNIVERSITIES (NO CO STATE FUNDS)	17,725,535
STATE OF COLORADO UNIVERSITIES	3,986,534
TOTAL FEDERAL FLOW-THRU	79,474,673
OTHER	
ASSOCIATIONS & FOUNDATIONS	15,801,100
INTERNATIONAL	21,697,987
LOCAL GOVERNMENTS IN COLORADO	175,376
OTHER LOCAL GOVERNMENTS OUTSIDE COLORADO	531,714
PRIVATE	15,088,827
PRIVATE NON-PROFITS	4,904,513
PRIVATE UNIVERSITIES	1,023,888
PUBLIC UNIVERSITIES (NO CO STATE FUNDS)	1,143,728
STATE OF COLORADO	4,796,003
STATE OF COLORADO UNIVERSITIES	377,521
TOTAL OTHER	65,540,657
Grand Total	582,829,716

Notes

- This expenditure report counts only those funds advanced or reimbursed to CU Boulder during the fiscal year.
- Expenditure data is provided by the Campus Controller's Office (CCO).
- The Expenditures by Funding Agency report does not include CU Foundation (Boulder campus) gifts supporting research and creative work.

Expenditures by Department

Sponsored Projects Annual Financial Report - Fiscal Year 2022

	Payments Received
ADMINISTRATION & COLLEGES	
ADMINISTRATION	7,314
POLICE DEPARTMENT	10,145
COLLEGE OF MUSIC	14,593
CONTINUING EDUCATION	203,103
FINANCE & BUSINESS STRATEGY	1,143,291
GRADUATE SCHOOL	
CENTER FOR STEM LEARNING	386,856
CENTER FOR NATIVE AMERICAN & INDIGENOUS STUDIES	255,586
COLORADO EUROPEAN UNION CENTER OF EXCELLENCE	10,213
LEEDS SCHOOL OF BUSINESS	1,638,714
LIBRARIES	211,077
OFFICE OF DIVERSITY, EQUITY & COMMUNITY ENGAGEMENT	1,134,061
OFFICE OF INFORMATION TECHNOLOGY	84,144
PROGRAM IN ENVIRONMENTAL DESIGN	(78,505)
SCHOOL OF EDUCATION	4,219,304
BUENO	2,209,084
SCHOOL OF LAW	3,207,928
STUDENT AFFAIRS	198,513
FACILITIES MANAGEMENT	
TRANSPORTATION SERVICES	50,032
UNDERGRADUATE EDUCATION	787,522
OFFICE OF FINANCIAL AID	6,042,158
TOTAL ADMINISTRATION & COLLEGES	21,735,133
COLLEGE OF ARTS & SCIENCES	
ANTHROPOLOGY	205,379
APPLIED MATHEMATICS	4,039,957
ART & ART HISTORY	10,299
ART MUSEUM	11,869
ASTROPHYSICAL & PLANETARY SCIENCES	46,273
ATMOSPHERIC & OCEANIC SCIENCES	4,095,532
BIOCHEMISTRY	8,399,630
CENTER TO ADVANCE RESEARCH & TEACHING IN THE SOCIAL SCIENCES	1,206,370
CENTER OF THE AMERICAN WEST	102,234
CENTER FOR ASIAN STUDIES	200,394
CENTER FOR INTEGRATED PLASMA STUDIES	1,990,140
CHEMISTRY	8,118,350
CENTER FOR ASTROPHYSICS & SPACE ASTRONOMY	3,366,390
CINEMA STUDIES & MOVING IMAGE ARTS	72,227
COLORADO SHAKESPEARE FESTIVAL	25,769
ECOLOGY & EVOLUTIONARY BIOLOGY	3,319,692
ECONOMICS	38,900
ENVIRONMENTAL STUDIES PROGRAM	818,229
ETHNIC STUDIES	49,833
FISKE PLANETARIUM	175,437
GEOGRAPHY	740,468
GEOLOGICAL SCIENCES	3,491,378
GERMANIC & SLAVIC LANGUAGES & LITERATURES	39,000
HISTORY	287,112
INTEGRATIVE PHYSIOLOGY	6,600,942
LINGUISTICS	36,007
MATHEMATICS	736,156

Expenditures by Department

Sponsored Projects Annual Financial Report - Fiscal Year 2022

	Payments Received
COLLEGE OF ARTS & SCIENCES - CONTINUED	
MOLECULAR, CELLULAR & DEVELOPMENTAL BIOLOGY	10,640,138
PHILOSOPHY	57,302
PHYSICS	33,888,564
POLITICAL SCIENCE	17,276
PSYCHOLOGY & NEUROSCIENCE	7,152,714
SOCIAL SCIENCES PROGRAMS & CENTERS	30,102
SOCIOLOGY	20,222
SPEECH, LANGUAGE & HEARING SCIENCE	1,385,761
WOMEN & GENDER STUDIES	22,090
TOTAL COLLEGE OF ARTS & SCIENCES	101,438,136
COLLEGE OF MEDIA, COMMUNICATION & INFORMATION	
COMMUNICATION	25,160
MEDIA STUDIES	269,721
MEDIA DESIGN	1,807
JOURNALISM	58,105
CRITICAL MEDIA PRACTICES	139,016
INFORMATION SCIENCE	1,598,808
TOTAL COLLEGE OF MEDIA, COMMUNICATION & INFORMATION	2,092,617
COLLEGE OF ENGINEERING & APPLIED SCIENCE	
AEROSPACE ENGINEERING SCIENCES	49,095,662
ALLIANCE FOR TECHNOLOGY, LEARNING & SOCIETY	748,322
BOLD CENTER	116,072
CHEMICAL & BIOLOGICAL ENGINEERING	13,298,444
CIVIL, ENVIRONMENTAL & ARCHITECTURAL ENGINEERING	12,316,986
CIVIL ENGINEERING - CADSWES	1,844,612
COLLEGE OF ENGINEERING & APPLIED SCIENCE - DEAN'S OFFICE	8,038,138
COLORADO POWER ELECTRONICS CENTER	75,712
COMPUTER SCIENCE	8,167,871
ELECTRICAL, COMPUTER & ENERGY ENGINEERING	12,048,995
IDEA FORGE	893
INDUSTRY-UNIVERSITY COOPERATIVE RESEARCH CENTER	137,567
INTEGRATED TEACHING & LEARNING LAB	949,500
INTERDISCIPLINARY TELECOMMUNICATION PROGRAM	291,812
LOCKHEED MARTIN MANAGEMENT PROGRAM	6,473
MATERIALS SCIENCE & ENGINEERING PROGRAM	1,392,853
MECHANICAL ENGINEERING	15,751,950
MEMBRANCE APPLIED SCIENCE & TECHNOLOGY	334,857
NATIONAL CENTER FOR WOMEN & INFORMATION TECHNOLOGY	2,187,095
SPACE GRANT COLLEGE	1,460,207
TOTAL COLLEGE OF ENGINEERING & APPLIED SCIENCE	128,264,021

Expenditure data is provided by the Campus Controller's Office (CCO).

The Expenditures by Department report does not include CU Foundation (Boulder campus) gifts supporting research and creative work.

Expenditures by Department

Sponsored Projects Annual Financial Report - Fiscal Year 2022

	Payments Received
RESEARCH INSTITUTES & RESEARCH & INNOVATION OFFICE	
BIOFRONTIERS INSTITUTE	10,692,574
BOULDER VENTURE PARTNERS	679,423
COOPERATIVE INSTITUTE FOR RESEARCH IN ENVIRONMENTAL SCIENCES	92,155,146
INSTITUTE OF ARCTIC & ALPINE RESEARCH	11,587,890
INSTITUTE FOR BEHAVIORAL GENETICS	7,755,845
INSTITUTE OF BEHAVIORAL SCIENCE	15,210,051
INSTITUTE OF COGNITIVE SCIENCE	14,605,696
JILA	35,426,166
LABORATORY FOR ATMOSPHERIC & SPACE PHYSICS	124,883,977
MUSEUM	1,531,351
NATIONAL SOLAR OBSERVATORY	477,729
RENEE CROWN WELLNESS INSTITUTE	1,198,148
RENEWABLE & SUSTAINABLE ENERGY INSTITUTE	10,060,998
RESEARCH & INNOVATION OFFICE	632,497
SUSTAINABILITY INNOVATION LAB	2,402,318
TOTAL RESEARCH INSTITUTES & RESEARCH & INNOVATION OFFICE	329,299,809
TOTAL FY 2022 (JULY 1, 2021 - JUNE 30, 2022)	582,829,716

Expenditure data is provided by the Campus Controller's Office (CCO).

The Expenditures by Department report does not include CU Foundation (Boulder campus) gifts supporting research and creative work.

Expenditures by Category

Sponsored Projects Annual Financial Report - Fiscal Year 2022

EXPENSE CATEGORY	FEDERAL AWARDS	OTHER FEDERAL FLOW THRU & NON-FEDERAL AWARDS	PRIVATE AWARDS	STATE OF COLORADO AWARDS	TOTAL EXPENDED
SALARIES & WAGES	153,046,206	47,624,172	5,910,653	3,990,872	210,571,903
FRINGE BENEFITS	58,965,880	19,720,272	2,073,850	1,388,381	82,148,382
OPERATING EXPENSES	113,091,563	20,741,046	2,933,912	1,450,033	138,216,555
TRAVEL	3,514,551	1,406,465	112,525	61,209	5,094,750
UTILITIES	618,206				618,206
STUDENT AID	4,398,029	380,350	96,224	315,284	5,189,887
LIBRARY BOOKS & PERIODICALS	(669)	90,116		12,477	101,924
FIXED ASSET COSTS	12,335,112	1,953,106	595,751	520,158	15,404,127
FACILITIES & ADMINISTRATION COSTS	91,845,506	28,850,921	3,365,912	1,421,643	125,483,982
TOTAL	437,814,384	120,766,448	15,088,827	9,160,058	582,829,716

Expenditure data is provided by the Campus Controller's Office (CCO).

The Expenditures by Department report does not include CU Foundation (Boulder campus) gifts supporting research and creative work.



Photo: Casey A. Cass