

University of Colorado Boulder  
 IPEDS Fall 2013 Enrollment, submitted Spring 2014

Fall Enrollment 2013-14

Institution: University of Colorado Boulder (126614)

User ID: P1266145

## Overview

### Fall Enrollment Overview

The Fall Enrollment component collects student enrollment counts by level of student, enrollment status, gender and race/ethnicity. In addition, first-time student retention rates and the student-to-faculty ratio are collected. Every other year data on residence of first-time undergraduates is required and in opposite years, enrollment by student age is required to be reported.

Institutions operating on a traditional academic year calendar (semester, trimester, quarter, or 4-1-4) report Fall enrollment as of the institution's official fall reporting date or October 15. Institutions operating on a calendar that differs by program or that enrolls students on a continuous basis (referred to as program reporters) report Fall enrollment as students enrolled any time during the period August 1 and October 31.

#### **Data Reporting Reminders:**

- Institutions must continue to report using the new race/ethnicity categories.
- Institutions must continue to use the new postbaccalaureate degree categories (eliminating the first-professional category and reclassifying those programs). All postbaccalaureate students are to be reported as graduate students for enrollment purposes, including any doctor's-professional practice students (formerly first-professional).
- Part B, Enrollment of students by age, is **required** this year.
- Part C, Residence of first-time degree/certificate-seeking undergraduates, is **optional** this year.

#### **Resources:**

To download the survey materials for this component: [Survey Materials](#)

To access your prior year data submission for this component: [Reported Data](#)

If you have questions about completing this survey, please contact the **IPEDS Help Desk at 1-877-225-2568**.

Institution: University of Colorado Boulder (126614)

User ID: P1266145

**Part C Selection****Part C (Residence of First-Time Degree/Certificate-Seeking Undergraduates) is optional this year.****Do you wish to complete Part C this year?****If you select 'Yes', you will be expected to complete the Part C screens.****If you select 'No', you will skip Part C.**

- |                                  |                                |
|----------------------------------|--------------------------------|
| <input checked="" type="radio"/> | Yes, I will complete Part C    |
| <input type="radio"/>            | No, I will not complete Part C |

Institution: University of Colorado Boulder (126614)

User ID: P1266145

**Part A - Fall Enrollment for Full-Time Undergraduate Students**Enrollment as of the institution's official fall reporting date or as of October 15, 2013**Full-time Undergraduate Students****Race/Ethnicity Reporting Reminder:**

- Report Hispanic/Latino individuals of any race as Hispanic/Latino
- Report race for non-Hispanic/Latino individuals only

Enrolled for <u>credit</u>	Degree/certificate-seeking			Total degree/certificate-seeking	Non-degree/non-certificate-seeking	Total, full-time undergraduate students
	<u>First-time</u>	<u>Transfer-in</u>	Continuing			
<b>Men</b>						
<u>Nonresident alien</u>	184	67	381	632	12	644
<u>Hispanic/Latino</u>	312	63	787	1,162	4	1,166
<u>American Indian or Alaska Native</u>	3	4	27	34	1	35
<u>Asian</u>	160	20	453	633	2	635
<u>Black or African American</u>	64	15	141	220	2	222
<u>Native Hawaiian or Other Pacific Islander</u>	0	1	5	6	0	6
<u>White</u>	2,238	475	6,963	9,676	55	9,731
Two or more races	150	18	289	457	3	460
<u>Race and ethnicity unknown</u>	14	22	152	188	5	193
<b>Total men</b>	3,125	685	9,198	13,008	84	13,092
Total men prior year	2,948	629	9,090	12,667	90	12,757
<b>Women</b>						
<u>Nonresident alien</u>	89	56	161	306	3	309
<u>Hispanic/Latino</u>	311	46	770	1,127	3	1,130
<u>American Indian or Alaska Native</u>	5	0	29	34	0	34
<u>Asian</u>	138	15	430	583	1	584
<u>Black or African American</u>	57	6	108	171	0	171
<u>Native Hawaiian or Other Pacific Islander</u>	3	1	6	10	0	10
<u>White</u>	1,926	348	5,709	7,983	57	8,040
Two or more races	124	23	277	424	2	426

<u>Race and ethnicity unknown</u>	11	22	114	147	5	152
<b>Total women</b>	2,664	517	7,604	10,785	71	10,856
Total women prior year	<b>2,489</b>	<b>475</b>	<b>7,835</b>	<b>10,799</b>	<b>106</b>	<b>10,905</b>
<b>Grand total (men+women)</b>	5,789	1,202	16,802	23,793	155	23,948
Grand total (men+women) prior year	<b>5,437</b>	<b>1,104</b>	<b>16,925</b>	<b>23,466</b>	<b>196</b>	<b>23,662</b>

Institution: University of Colorado Boulder (126614)

User ID: P1266145

**Part A - Fall Enrollment for Part-time Undergraduate Students**Enrollment as of the institution's official fall reporting date or as of October 15, 2013**Part-time Undergraduate Students****Race/Ethnicity Reporting Reminder:**

- Report Hispanic/Latino individuals of any race as Hispanic/Latino
- Report race for non-Hispanic/Latino individuals only

Enrolled for <u>credit</u>	Degree/certificate-seeking			Total degree/certificate-seeking	Non-degree/non-certificate-seeking	Total, part-time undergraduate students
	<u>First-time</u>	<u>Transfer-in</u>	Continuing			
<b>Men</b>						
<u>Nonresident alien</u>	0	8	6	14	11	25
<u>Hispanic/Latino</u>	7	6	70	83	14	97
<u>American Indian or Alaska Native</u>	0	0	7	7	1	8
<u>Asian</u>	0	2	55	57	7	64
<u>Black or African American</u>	1	2	24	27	2	29
<u>Native Hawaiian or Other Pacific Islander</u>	0	0	0	0	0	0
<u>White</u>	21	29	688	738	147	885
Two or more races	1	0	21	22	12	34
<u>Race and ethnicity unknown</u>	0	2	54	56	16	72
<b>Total men</b>	30	49	925	1,004	210	1,214
Total men prior year	24	42	943	1,009	251	1,260
<b>Women</b>						
<u>Nonresident alien</u>	0	2	3	5	15	20
<u>Hispanic/Latino</u>	4	5	61	70	29	99
<u>American Indian or Alaska Native</u>	0	0	4	4	1	5
<u>Asian</u>	0	2	43	45	14	59
<u>Black or African American</u>	1	1	11	13	2	15
<u>Native Hawaiian or Other Pacific Islander</u>	0	0	0	0	0	0
<u>White</u>	13	27	437	477	178	655
Two or more races	1	1	17	19	14	33

<u>Race and ethnicity unknown</u>	2	1	28	31	17	48
<b>Total women</b>	21	39	604	664	270	934
Total women prior year	<b>16</b>	<b>48</b>	<b>678</b>	<b>742</b>	<b>277</b>	<b>1,019</b>
<b>Grand total (men+women)</b>	51	88	1,529	1,668	480	2,148
Grand total (men+women) prior year	<b>40</b>	<b>90</b>	<b>1,621</b>	<b>1,751</b>	<b>528</b>	<b>2,279</b>

Institution: University of Colorado Boulder (126614)

User ID: P1266145

**Part A - Fall Enrollment for Graduate Students**Enrollment as of the institution's official fall reporting date or as of October 15, 2013**Graduate Students****Race/Ethnicity Reporting Reminder:**

- Report Hispanic/Latino individuals of any race as Hispanic/Latino
- Report race for non-Hispanic/Latino individuals only

**Graduate Student Reporting Reminder:**

- Report all postbaccalaureate degree and certificate students as graduate students, including any doctor's-professional practice students (formerly first-professional)

Enrolled for <u>credit</u>	Total <u>full-time</u>	Total <u>part-time</u>	Total graduate students
<b>Men</b>			
<u>Nonresident alien</u>	235	411	646
<u>Hispanic/Latino</u>	72	114	186
<u>American Indian or Alaska Native</u>	9	16	25
<u>Asian</u>	38	80	118
<u>Black or African American</u>	17	27	44
<u>Native Hawaiian or Other Pacific Islander</u>	2	1	3
<u>White</u>	792	1,252	2,044
Two or more races	20	31	51
<u>Race and ethnicity unknown</u>	104	144	248
<b>Total men</b>	1,289	2,076	3,365
Total men prior year	<b>1,379</b>	<b>2,102</b>	<b>3,481</b>
<b>Women</b>			
<u>Nonresident alien</u>	102	193	295
<u>Hispanic/Latino</u>	71	129	200
<u>American Indian or Alaska Native</u>	5	5	10
<u>Asian</u>	38	52	90
<u>Black or African American</u>	16	20	36
<u>Native Hawaiian or Other Pacific Islander</u>	2	3	5
<u>White</u>	678	998	1,676
Two or more races	11	28	39
<u>Race and ethnicity unknown</u>	82	123	205

<b>Total women</b>	1,005	1,551	2,556
Total women prior year	<b>1,057</b>	<b>1,466</b>	<b>2,523</b>
<b>Grand total (men+women)</b>	2,294	3,627	5,921
Grand total (men+women) prior year	<b>2,436</b>	<b>3,568</b>	<b>6,004</b>



Institution: University of Colorado Boulder (126614)

User ID: P1266145

**Part A - Fall Enrollment by Distance Education Status**

Enrollment as of the institution's <u>official fall reporting date</u> or as of October 15, 2013			
	<u>Undergraduate Students</u>		<u>Graduate Students</u>
	<u>Degree/Certificate Seeking</u>	Non-Degree/Certificate Seeking	
<b>Enrolled exclusively in distance education courses</b>	184	54	461
<b>Enrolled in some but not all distance education courses</b>	869	23	110
<b>Not enrolled in any distance education courses</b>	24,408	558	5,350
<b>Total (all distance education statuses)</b>	25,461	635	5,921
Total (from prior part A screens) <i>NOTE: The total of all distance education statuses (above) must equal this total carried forward from the prior part A screens</i>	25,461	635	5,921

**You may use the space below to provide context for the data you've reported above.**

^  
v

<
>

Institution: University of Colorado Boulder (126614)

User ID: P1266145

**Part A - Fall Enrollment by Distance Education Status**

Of those students <i>exclusively</i> enrolled in distance education courses, report the number that are:		Undergraduate Students		<u>Graduate Students</u>
		<u>Degree/Certificate Seeking</u>	Non-Degree/Certificate Seeking	
Located in	CO	<input type="text" value="126"/>	<input type="text" value="50"/>	<input type="text" value="227"/>
Located in the U.S. but not in	CO	<input type="text" value="58"/>	<input type="text" value="4"/>	<input type="text" value="215"/>
Located in the U.S. but state/jurisdiction unknown		<input type="text" value="0"/>	<input type="text" value="0"/>	<input type="text" value="1"/>
Located outside the U.S.		<input type="text" value="0"/>	<input type="text" value="0"/>	<input type="text" value="13"/>
Location unknown/unreported		0	0	5
Total students exclusively enrolled in distance education (from section above)		184	54	461

Institution: University of Colorado Boulder (126614)

User ID: P1266145

**Part A - Fall Enrollment Summary**

<b>Fall Enrollment Summary</b>			
Students enrolled for credit	Total full-time students	Total part-time students	Grand total, all students
<b>Men</b>			
<u>Nonresident alien</u>	879	436	1,315
<u>Hispanic/Latino</u>	1,238	211	1,449
<u>American Indian or Alaska Native</u>	44	24	68
<u>Asian</u>	673	144	817
<u>Black or African American</u>	239	56	295
<u>Native Hawaiian or Other Pacific Islander</u>	8	1	9
<u>White</u>	10,523	2,137	12,660
Two or more races	480	65	545
<u>Race and ethnicity unknown</u>	297	216	513
<b>Total men</b>	14,381	3,290	17,671
<b>Women</b>			
<u>Nonresident alien</u>	411	213	624
<u>Hispanic/Latino</u>	1,201	228	1,429
<u>American Indian or Alaska Native</u>	39	10	49
<u>Asian</u>	622	111	733
<u>Black or African American</u>	187	35	222
<u>Native Hawaiian or Other Pacific Islander</u>	12	3	15
<u>White</u>	8,718	1,653	10,371
Two or more races	437	61	498
<u>Race and ethnicity unknown</u>	234	171	405
<b>Total women</b>	11,861	2,485	14,346
<b>Grand Total (men+women)</b>	26,242	5,775	32,017

Institution: University of Colorado Boulder (126614)

User ID: P1266145

**Part B - Fall Enrollment by Age and Gender for Full-time Undergraduate Students**

Enrollment as of the institution's <u>official fall reporting date</u> or as of October 15, 2013		
Age	Full-time Undergraduate Students	
	Men	Women
Under 18	142	156
18-19	5,309	4,844
20-21	5,018	4,478
22-24	1,922	1,070
25-29	508	202
30-34	116	57
35-39	47	23
40-49	26	18
50-64	4	8
65 and over	0	0
Age unknown/unreported	0	0
Total full-time undergraduate students (from part A)	13,092	10,856

Institution: University of Colorado Boulder (126614)

User ID: P1266145

**Part B - Fall Enrollment by Age and Gender for Part-time Undergraduate Students**

Enrollment as of the institution's <u>official fall reporting date</u> or as of October 15, 2013		
Age	Part-time Undergraduate Students	
	Men	Women
Under 18	20	13
18-19	121	85
20-21	234	168
22-24	457	311
25-29	206	173
30-34	68	64
35-39	45	30
40-49	35	48
50-64	25	36
65 and over	3	6
Age unknown/unreported	0	0
Total part-time undergraduate students (from part A)	1,214	934

Institution: University of Colorado Boulder (126614)

User ID: P1266145

**Part B - Fall Enrollment by Age and Gender for Full-time Graduate Students**

Enrollment as of the institution's <u>official fall reporting date</u> or as of October 15, 2013		
Age	<u>Full-time Graduate Students</u>	
	Men	Women
Under 18	<input type="text" value="0"/>	<input type="text" value="0"/>
18-19	<input type="text" value="1"/>	<input type="text" value="0"/>
20-21	<input type="text" value="32"/>	<input type="text" value="14"/>
22-24	<input type="text" value="435"/>	<input type="text" value="403"/>
25-29	<input type="text" value="530"/>	<input type="text" value="405"/>
30-34	<input type="text" value="197"/>	<input type="text" value="122"/>
35-39	<input type="text" value="67"/>	<input type="text" value="31"/>
40-49	<input type="text" value="26"/>	<input type="text" value="26"/>
50-64	<input type="text" value="1"/>	<input type="text" value="4"/>
65 and over	<input type="text" value="0"/>	<input type="text" value="0"/>
Age unknown/unreported	0	0
Total full-time graduate students (from part A)	1,289	1,005

Institution: University of Colorado Boulder (126614)

User ID: P1266145

**Part B - Fall Enrollment by Age and Gender for Part-time Graduate Students**

Enrollment as of the institution's <u>official fall reporting date</u> or as of October 15, 2013		
Age	<u>Part-time Graduate Students</u>	
	Men	Women
Under 18	0	0
18-19	0	0
20-21	13	8
22-24	414	278
25-29	836	563
30-34	405	306
35-39	192	111
40-49	145	190
50-64	69	94
65 and over	2	1
Age unknown/unreported	0	0
Total part-time graduate students (from part A)	2,076	1,551

Institution: University of Colorado Boulder (126614)

User ID: P1266145

**Part C - Screening Question****Did any of your first-time degree/certificate-seeking undergraduate students (reported in Part A) enroll within 12 months of graduating high school or receiving their GED?**

- Yes, we have first-time students who enrolled within 12 months of their high school graduation.
- No, we do not have any first-time students who enrolled within 12 months of their high school graduation.


**You may use the space below to provide context for the data you've reported above.**



Institution: University of Colorado Boulder (126614)

User ID: P1266145

**Part C - Residence of First-time Undergraduates****NOTE: These data are optional this year.****Enrollment as of the institution's official fall reporting date or as of October 15, 2013**

State of <u>residence</u> when student was first admitted	FIPS Code	 Total first-time degree/certificate-seeking undergraduates (1)	Of students in column 1, those who enrolled <b>within 12 months</b> of high school graduation or receiving their GED (2)
Alabama	01	4	4
Alaska	02	8	6
Arizona	04	31	31
Arkansas	05	7	6
California	06	746	734
Colorado	08	3,248	3,157
Connecticut	09	58	57
Delaware	10	4	4
District of Columbia	11	8	8
Florida	12	80	79
Georgia	13	36	36
Hawaii	15	26	26
Idaho	16	15	14
Illinois	17	183	180
Indiana	18	20	20
Iowa	19	6	6
Kansas	20	16	16
Kentucky	21	6	5
Louisiana	22	15	15
Maine	23	1	1

Institution: University of Colorado Boulder (126614)

User ID: P1266145

**Part C - Residence of First-time Undergraduates****NOTE: These data are optional this year.****Enrollment as of the institution's official fall reporting date or as of October 15, 2013**

State of <u>residence</u> when student was first admitted	FIPS Code	Total first-time degree/certificate-seeking undergraduates (1)	Of students in column 1, those who enrolled <b>within 12 months</b> of high school graduation or receiving their GED (2)
Maryland	24	61	58
Massachusetts	25	81	81
Michigan	26	27	27
Minnesota	27	43	43
Mississippi	28	2	2
Missouri	29	23	21
Montana	30	7	7
Nebraska	31	2	2
Nevada	32	15	15
New Hampshire	33	13	12
New Jersey	34	96	94
New Mexico	35	12	12
New York	36	89	85
North Carolina	37	24	22
North Dakota	38		
Ohio	39	39	38
Oklahoma	40	10	9
Oregon	41	24	22
Pennsylvania	42	59	56
Rhode Island	44	12	12


Institution: University of Colorado Boulder (126614)

User ID: P1266145

**Part C - Residence of First-time Undergraduates****NOTE: These data are optional this year.****Enrollment as of the institution's official fall reporting date or as of October 15, 2013**

State of <u>residence</u> when student was first admitted	FIPS Code	Total <u>first-time</u> degree/certificate-seeking undergraduates (1)	Of students in column 1, those who enrolled <b>within 12 months</b> of high school graduation or receiving their GED (2)
South Carolina	45	<input type="text" value="11"/>	<input type="text" value="11"/>
South Dakota	46	<input type="text" value="3"/>	<input type="text" value="3"/>
Tennessee	47	<input type="text" value="25"/>	<input type="text" value="25"/>
Texas	48	<input type="text" value="164"/>	<input type="text" value="161"/>
Utah	49	<input type="text" value="12"/>	<input type="text" value="12"/>
Vermont	50	<input type="text" value="13"/>	<input type="text" value="13"/>
Virginia	51	<input type="text" value="73"/>	<input type="text" value="73"/>
Washington	53	<input type="text" value="57"/>	<input type="text" value="56"/>
West Virginia	54	<input type="text" value="1"/>	<input type="text" value="1"/>
Wisconsin	55	<input type="text" value="28"/>	<input type="text" value="27"/>
Wyoming	56	<input type="text" value="2"/>	<input type="text" value="2"/>
<u>State Unknown</u>	57	<input type="text"/>	<input type="text"/>
American Samoa	60	<input type="text"/>	<input type="text"/>
Federated States of Micronesia	64	<input type="text"/>	<input type="text"/>
Guam	66	<input type="text"/>	<input type="text"/>
Marshall Islands	68	<input type="text"/>	<input type="text"/>
Northern Marianas	69	<input type="text"/>	<input type="text"/>
Palau	70	<input type="text"/>	<input type="text"/>
Puerto Rico	72	<input type="text"/>	<input type="text"/>
Virgin Islands	78	<input type="text"/>	<input type="text"/>
Foreign Countries	90	<input type="text" value="290"/>	<input type="text" value="191"/>
Residence unknown/unreported	98	<input type="text" value="4"/>	
Total first-time degree/certificate-seeking undergraduates (from Part A)		5,840	5,598

**You may use the space below to provide context for the data you've reported above.**



Institution: University of Colorado Boulder (126614)

User ID: P1266145

**Part D - Total Undergraduate Entering Class**

<b>Total Undergraduate Entering Class, Fall 2013</b>		
D1	Total full-time, first-time degree/certificate-seeking <u>undergraduates</u> from Part A (GR <u>cohort</u> )	5,789
D2	Total <u>first-time</u> degree/certificate-seeking undergraduates (full-time + part-time) from Part A	5,840
D3	Total <u>transfer-in</u> degree/certificate-seeking undergraduates (full-time + part-time) from Part A	1,290
D4	Total <u>non-degree/certificate-seeking</u> undergraduates (full-time + part-time) from Part A	635
D5	Of the total non-degree/certificate-seeking undergraduates displayed on line D4, <b>the number that are new to the institution in Fall 2013</b>	196
D6	Total <u>entering students</u> at the undergraduate level <b>Note:</b> This is calculated as first-time students (line D2) + students transferring to the institution (line D3) + non-degree/certificate-seeking undergraduates entering in Fall 2013 (line D5).	7,326
D7	Percentage of undergraduate entering class represented by your GR <u>cohort</u> (line D1/line D6)	79

Institution: University of Colorado Boulder (126614)

User ID: P1266145

**Part E - First-time Bachelor's Cohort Retention Rates (Full-time)**

Retention Rates

Full-time, First-time Bachelor's Cohort from Fall 2012

Academic reporters determine the cohort and retention as of the institution's official fall reporting date or as of October 15. Program reporters determine the cohort with enrollment any time between August 1 and October 31, 2012 and retention based on August 1, 2013.

The retention rate is calculated by the system after clicking "Save" on the screen. Exclusions are subtracted from the original cohort and the resulting adjusted cohort is used for calculating the retention rate.


**Retention Data Reporting Reminders:**

- Include only **full-time, first-time bachelor's** students in this cohort.
- Determine the full-time cohort using Fall 2012 status (e.g. if a student was full-time in Fall 2012, report them in the full-time cohort regardless of their Fall 2013 status).
- If there are no students to report in the cohort, enter zero. Do not leave the field blank.
- Report in the exclusions box (line E2) the number of students from the cohort who left the institution for any of the following reasons: died or were totally and permanently disabled; to serve in the armed forces (including those called to active duty); to serve with a foreign aid service of the Federal Government (e.g. Peace Corps); or to serve on official church missions.

Prior year data (Fall 2011 cohort)

**FULL-TIME, FIRST-TIME BACHELOR'S COHORT RETENTION:**

<b>E1</b>	Full-time, first-time Fall 2012 bachelor's cohort	<input type="text" value="5,437"/>	<b>5,656</b>	
<b>E2</b>	<u>Exclusions</u> from the Fall 2012 cohort	<input type="text" value="3"/>	<b>3</b>	
<b>E3</b>	<b>Adjusted</b> Fall 2012 cohort (line E1- line E2)	5,434	<b>5,653</b>	
<b>E4</b>	Students from Fall 2012 cohort <b>still enrolled</b> as of Fall 2013	<input type="text" value="4,598"/>	<b>4,720</b>	
<b>E5</b>	Full-time, first-time Fall 2012 bachelor's cohort retention rate (line E4 / line E3)	85 %	<b>83</b>	%

 You may use the space below to **provide context** for the data you've reported above. These context notes will be posted on the College Navigator website, and should be written to be understood by students and parents.

<
>

Institution: University of Colorado Boulder (126614)

User ID: P1266145

**Part E - First-time Bachelor's Cohort Retention Rates (Part-time)**

Retention Rates

Part-time, First-time Bachelor's Cohort from Fall 2012

Academic reporters determine the cohort and retention as of the institution's official fall reporting date or as of October 15. Program reporters determine the cohort with enrollment any time between August 1 and October 31, 2012 and retention based on August 1, 2013.

The retention rate is calculated by the system after clicking "Save" on the screen. Exclusions are subtracted from the original cohort and the resulting adjusted cohort is used for calculating the retention rate.

**Retention Data Reporting Reminders:**

- Include only **part-time, first-time bachelor's-seeking** students in this cohort.
- Determine part-time using Fall 2012 attendance status (e.g. if a student was part-time in Fall 2012, report them in the part-time cohort regardless of their Fall 2013 status).
- If there are no students to report in the cohort, enter zero. Do not leave the field blank.
- Report in the exclusions box (line E7) the number of students from the cohort who left the institution for any of the following reasons: died or were totally and permanently disabled; to serve in the armed forces (including those called to active duty); to serve with a foreign aid service of the Federal Government (e.g. Peace Corps); or to serve on official church missions.

Prior year data (Fall 2011 cohort)

**PART-TIME, FIRST-TIME BACHELOR'S COHORT RETENTION:**

<b>E6</b>	Part-time, first-time Fall 2012 bachelor's cohort	<input type="text" value="40"/>	<b>48</b>	
<b>E7</b>	<u>Exclusions</u> from the Fall 2012 cohort	<input type="text" value="0"/>	<b>0</b>	
<b>E8</b>	<b>Adjusted</b> Fall 2012 cohort (line E6 - line E7)	40	<b>48</b>	
<b>E9</b>	Students from Fall 2012 cohort <b>still enrolled</b> as of Fall 2013	<input type="text" value="21"/>	<b>18</b>	
<b>E10</b>	Part-time, first-time Fall 2012 bachelor's cohort retention rate (line E9 / line E8)	53 %	<b>38</b>	%

 You may use the space below to **provide context** for the data you've reported above.

These context notes will be posted on the College Navigator website, and should be written to be understood by students and parents.

Institution: University of Colorado Boulder (126614)

User ID: P1266145


**Part F - Student-to-Faculty Ratio**

Please provide your institution's student-to-faculty ratio (i.e., student-to-instructional staff) for undergraduate programs for Fall 2013. The student-to-faculty ratio and any accompanying context that is provided will be displayed on College Navigator.

**Note:** Logic in this item is similar to item I-2 from the Common Data Set data collection.

Click [here](#) to use a worksheet to help you determine the student-to-faculty ratio

Student-to-faculty ratio	<input type="text" value="18"/>	to 1
Student-to-faculty ratio prior year	19	to 1

 You may use the space below to **provide context** for the data you've reported above. These context notes will be posted on the College Navigator website, and should be written to be understood by students and parents.

↑  
↓

←
→



Institution: University of Colorado Boulder (126614)

User ID: P1266145

**Summary**

### Fall Enrollment Survey Summary Four-Year Institutions with Graduate Students

IPEDS collects important information regarding your institution. All data reported in IPEDS survey components become available in the IPEDS Data Center and appear as aggregated data in various Department of Education reports. Additionally, some of the reported data appears specifically for your institution through the College Navigator website and is included in your institution's Data Feedback Report (DFR). The purpose of this summary is to provide you an opportunity to view some of the data that, when accepted through the IPEDS quality control process, will appear on the College Navigator website and/or your DFR. College Navigator is updated approximately three months after the data collection period closes and Data Feedback Reports will be available through the [Data Center](#) and sent to your institution's CEO in November 2014.

Please review your data for accuracy. If you have questions about the data displayed below after reviewing the data reported on the survey screens, please contact the IPEDS Help Desk at: 1-877-225-2568 or [ipedshelp@rti.org](mailto:ipedshelp@rti.org).

<b>Student Enrollment</b>	
Total enrollment	32,017
Undergraduate enrollment	26,096
Undergraduate transfer-in enrollment	1,290
Graduate enrollment	5,921
Student-to-faculty ratio	18 to 1

<b>Student Characteristics (All Students)</b>	
Percent of all students who are female	45%
Percent of all students by race/ethnicity:	
American Indian or Alaska Native	0%
Asian	5%
Black or African American	2%
Hispanic/Latino	9%
Native Hawaiian or Pacific Islander	0%
White	72%
Two or More Races	3%
Race and ethnicity unknown	3%
Nonresident alien	6%

<b>Undergraduate Student Characteristics</b>	
Percent of undergraduates who are female	45%
Percent of undergraduates who are full-time	92%

Percent of undergraduates by race/ethnicity:	
American Indian or Alaska Native	0%
Asian	5%
Black or African American	2%
Hispanic/Latino	10%
Native Hawaiian or Pacific Islander	0%
White	74%
Two or More Races	4%
Race and ethnicity unknown	2%
Nonresident alien	4%
Percent of undergraduate students by age:	
24 and under	93%
25 and over	7%
Age unknown	0%

Undergraduate Retention and Graduation Rate Cohort	
First-time, full-time bachelor's seeking student retention rate	85%
First-time, part-time bachelor's seeking student retention rate	53%
Graduation rate cohort as percent of total entering students	79%

Graduate Student Characteristics	
Percent of graduate students who are female	43%
Percent of graduate students who are full-time	39%

Institution: University of Colorado Boulder (126614)

User ID: P1266145

Edit Report

**Fall Enrollment**

University of Colorado Boulder (126614)

**There are no errors for the selected survey and institution.**