

# IPEDS 2021-22 Data Collection System

IPEDS HELP DESK (877) 225-2568 | [ipedshelp@rti.org](mailto:ipedshelp@rti.org)

OMB NO. 1850-0582 v.29 : Approval Expires 8/31/2022

User ID: p1266141

## Fall Enrollment 2021-22

Institution: University of Colorado Boulder (126614)

User ID: p1266141

### Overview

#### Fall Enrollment Overview

The Fall Enrollment component collects student enrollment counts by level of student, enrollment status, gender and race/ethnicity. In addition, first-time student retention rates and the student-to-faculty ratio are collected. Enrollment by age is required in odd-numbered years, and enrollment by residence of first-time undergraduates is required in even-numbered years.

Institutions operating on a traditional academic year calendar (semester, trimester, quarter, or 4-1-4) report Fall enrollment as of the institution's official fall reporting date or October 15. Institutions operating on a calendar that differs by program or that enrolls students on a continuous basis (referred to as program reporters) report Fall enrollment as students enrolled any time during the period August 1 and October 31.

#### Data reporting reminders:

- Part B, Enrollment of students by age, is **required** this year.
- Part C, Residence of first-time degree/certificate-seeking undergraduates, is **optional** this year.
- For reporting students studying in consortium agreements, please refer to the Resource page at <https://nces.ed.gov/ipeds/report-your-data/data-tip-sheet-reporting-data-consortium-institutions>.

#### Changes to reporting for 2021-22:

There are no changes to this survey component.

#### Resources:

- To download the survey materials for this component: [Survey Materials](#)
- To access your prior year data submission for this component: [Reported Data](#)

If you have questions about completing this survey, please contact the **IPEDS Help Desk at 1-877-225-2568**.

Institution: University of Colorado Boulder (126614)

User ID: p1266141

## Part Selection

Completion of Part C (Residence of First-Time Degree/Certificate-Seeking Undergraduates) is optional this year.

### Do you wish to complete Part C this year?

If you select 'Yes', you will be expected to complete the Part C screens.

If you select 'No', you will skip Part C.

- No, I will not complete Part C
- Yes, I will complete Part C

Institution: University of Colorado Boulder (126614)

User ID: p1266141

## Part A - Fall Enrollment for Full-Time Undergraduate Students

Enrollment as of the institution's **official fall reporting date** or as of **October 15, 2021**

Full-time Undergraduate Students

Reporting Reminders:

- Report Hispanic/Latino individuals of any race as Hispanic/Latino
- Report race for non-Hispanic/Latino individuals only
- Even though Teacher Preparation certificate programs may require a bachelor's degree for admission, they are considered subbaccalaureate undergraduate programs, and students in these programs are undergraduate students.

## Men

Enrolled for <u>credit</u>	Degree/certificate-seeking			Total degree/certificate-seeking	Non-degree/ non-certificate-seeking	Total, <u>Full-time</u> <u>undergraduate</u> students
	First-time	Non-first-time				
		Transfer-in	Continuing/ Returning			
<u>Nonresident alien</u>	103	50	600	753	0	753
<u>Hispanic/Latino</u>	473	120	1,358	1,951	6	1,957
<u>American Indian or Alaska Native</u>	6	1	12	19	0	19
<u>Asian</u>	207	36	683	926	1	927
<u>Black or African American</u>	65	19	190	274	4	278
<u>Native Hawaiian or Other Pacific Islander</u>	5	0	11	16	0	16
<u>White</u>	2,465	553	7,381	10,399	32	10,431
Two or more races	239	34	691	964	2	966
<u>Race and ethnicity unknown</u>	41	10	65	116	1	117
<b>Total men</b>	<b>3,604</b>	<b>823</b>	<b>10,991</b>	<b>15,418</b>	<b>46</b>	<b>15,464</b>
<b>Total men prior year</b>	<b>3,235</b>	<b>772</b>	<b>10,793</b>	<b>14,800</b>	<b>38</b>	<b>14,838</b>

## Women

Enrolled for <u>credit</u>	Degree/certificate-seeking			Total degree/certificate-seeking	Non-degree/ non-certificate-seeking	Total, <u>Full-time</u> <u>undergraduate</u> students
	First-time	Non-first-time				
		Transfer-in	Continuing/ Returning			
<u>Nonresident alien</u>	40	35	238	313	1	314
<u>Hispanic/Latino</u>	437	76	1,270	1,783	3	1,786
<u>American Indian or Alaska Native</u>	7	0	6	13	0	13
<u>Asian</u>	209	25	594	828	1	829
<u>Black or African American</u>	40	15	130	185	2	187
<u>Native Hawaiian or Other Pacific Islander</u>	3	3	7	13	0	13
<u>White</u>	2,089	346	6,473	8,908	20	8,928
Two or more races	190	37	621	848	1	849
<u>Race and ethnicity unknown</u>	29	5	46	80	0	80
<b>Total women</b>	<b>3,044</b>	<b>542</b>	<b>9,385</b>	<b>12,971</b>	<b>28</b>	<b>12,999</b>
<b>Total women prior year</b>	<b>2,995</b>	<b>480</b>	<b>9,364</b>	<b>12,839</b>	<b>26</b>	<b>12,865</b>

<b>Grand total (men+women)</b>	<b>6,648</b>	<b>1,365</b>	<b>20,376</b>	<b>28,389</b>	<b>74</b>	<b>28,463</b>
<b>Grand total (men+women) prior year</b>	<b>6,230</b>	<b>1,252</b>	<b>20,157</b>	<b>27,639</b>	<b>64</b>	<b>27,703</b>

Institution: University of Colorado Boulder (126614)

User ID: p1266141

## Part A - Fall Enrollment for Part-time Undergraduate Students

Enrollment as of the institution's **official fall reporting date** or as of **October 15, 2021**Part-time Undergraduate Students

## Reporting Reminders:

- Report Hispanic/Latino individuals of any race as Hispanic/Latino
- Report race for non-Hispanic/Latino individuals only
- Even though Teacher Preparation certificate programs may require a bachelor's degree for admission, they are considered subbaccalaureate undergraduate programs, and students in these programs are undergraduate students.

## Men

Enrolled for <u>credit</u>	Degree/certificate-seeking			Total degree/certificate-seeking	Non-degree/ non-certificate-seeking	Total, <u>part-time</u> <u>undergraduate</u> students
	First-time	Non-first-time				
		Transfer-in	Continuing/ Returning			
<u>Nonresident alien</u>	0	4	28	32	4	36
<u>Hispanic/Latino</u>	7	21	158	186	28	214
<u>American Indian or Alaska Native</u>	0	0	0	0	0	0
<u>Asian</u>	2	9	64	75	12	87
<u>Black or African American</u>	1	2	15	18	5	23
<u>Native Hawaiian or Other Pacific Islander</u>	0	0	1	1	2	3
<u>White</u>	34	83	745	862	137	999
Two or more races	6	6	56	68	16	84
<u>Race and ethnicity unknown</u>	1	7	12	20	3	23
<b>Total men</b>	<b>51</b>	<b>132</b>	<b>1,079</b>	<b>1,262</b>	<b>207</b>	<b>1,469</b>
<b>Total men prior year</b>	<b>53</b>	<b>113</b>	<b>1,168</b>	<b>1,334</b>	<b>235</b>	<b>1,569</b>

## Women

Enrolled for <u>credit</u>	Degree/certificate-seeking			Total degree/certificate-seeking	Non-degree/ non-certificate-seeking	Total, <u>part-time</u> <u>undergraduate</u> students
	First-time	Non-first-time				
		Transfer-in	Continuing/ Returning			
<u>Nonresident alien</u>	0	2	8	10	4	14
<u>Hispanic/Latino</u>	3	13	106	122	26	148
<u>American Indian or Alaska Native</u>	0	0	0	0	3	3
<u>Asian</u>	3	1	36	40	16	56
<u>Black or African American</u>	0	1	17	18	4	22
<u>Native Hawaiian or Other Pacific Islander</u>	0	0	0	0	0	0
<u>White</u>	21	46	437	504	119	623
Two or more races	1	3	52	56	16	72
<u>Race and ethnicity unknown</u>	0	0	13	13	3	16
<b>Total women</b>	<b>28</b>	<b>66</b>	<b>669</b>	<b>763</b>	<b>191</b>	<b>954</b>
<b>Total women prior year</b>	<b>37</b>	<b>70</b>	<b>699</b>	<b>806</b>	<b>229</b>	<b>1,035</b>

<b>Grand total (men+women)</b>	<b>79</b>	<b>198</b>	<b>1,748</b>	<b>2,025</b>	<b>398</b>	<b>2,423</b>
<b>Grand total (men+women) prior year</b>	<b>90</b>	<b>183</b>	<b>1,867</b>	<b>2,140</b>	<b>464</b>	<b>2,604</b>

Institution: University of Colorado Boulder (126614)

User ID: p1266141

## Part A - Fall Enrollment for Graduate Students

Enrollment as of the institution's official fall reporting date or as of October 15, 2021Graduate Students

## Race/Ethnicity Reporting Reminder:

- Report Hispanic/Latino individuals of any race as Hispanic/Latino
- Report race for non-Hispanic/Latino individuals only

## Graduate Student Reporting Reminder:

- Report all postbaccalaureate degree and certificate students as graduate students, including any doctor's-professional practice students (formerly first-professional)
- Even though Teacher Preparation certificate programs may require a bachelor's degree for admission, they are considered subbaccalaureate undergraduate programs, and students in these programs are undergraduate students.

**Men**

Enrolled for <u>credit</u>	Total <u>full-time</u>	Total <u>part-time</u>	Total graduate students
<u>Nonresident alien</u>	291	833	1,124
<u>Hispanic/Latino</u>	145	259	404
<u>American Indian or Alaska Native</u>	10	5	15
<u>Asian</u>	68	198	266
<u>Black or African American</u>	30	61	91
<u>Native Hawaiian or Other Pacific Islander</u>	0	1	1
<u>White</u>	902	1,623	2,525
Two or more races	44	102	146
<u>Race and ethnicity unknown</u>	26	94	120
<b>Total men</b>	<b>1,516</b>	<b>3,176</b>	<b>4,692</b>
<b>Total men prior year</b>	<b>1,508</b>	<b>2,554</b>	<b>4,062</b>

**Women**

Enrolled for <u>credit</u>	Total <u>full-time</u>	Total <u>part-time</u>	Total graduate students
<u>Nonresident alien</u>	179	337	516
<u>Hispanic/Latino</u>	142	235	377
<u>American Indian or Alaska Native</u>	21	9	30
<u>Asian</u>	72	130	202
<u>Black or African American</u>	34	36	70
<u>Native Hawaiian or Other Pacific Islander</u>	1	2	3
<u>White</u>	855	1,159	2,014
Two or more races	64	72	136
<u>Race and ethnicity unknown</u>	22	52	74
<b>Total women</b>	<b>1,390</b>	<b>2,032</b>	<b>3,422</b>
<b>Total women prior year</b>	<b>1,308</b>	<b>1,760</b>	<b>3,068</b>

<b>Grand total (men+women)</b>	<b>2,906</b>	<b>5,208</b>	<b>8,114</b>
<b>Grand total (men+women) prior year</b>	<b>2,816</b>	<b>4,314</b>	<b>7,130</b>

Institution: University of Colorado Boulder (126614)

User ID: p1266141

Part A - Fall Enrollment by Distance Education Status

Enrollment as of the institution's **official fall reporting date** or as of **October 15, 2021**

	Undergraduate Students		Graduate Students
	Degree/certificate-seeking	Non-degree/non-certificate-seeking	
<b>i</b> Enrolled <i>exclusively</i> in <u>distance education courses</u>	2,101	213	1,866
Enrolled in <i>at least one</i> but not all distance education courses	23,206	81	1,012
<i>Not enrolled</i> in any distance education courses	<b>5,107</b>	<b>178</b>	<b>5,236</b>
<b>Total (from prior part A screens)</b>	<b>30,414</b>	<b>472</b>	<b>8,114</b>

**i** You may use the box below to provide additional context for the data you have reported above. Context notes will be posted on the College Navigator website. Therefore, you should write all context notes using proper grammar (e.g., complete sentences with punctuation) and common language that can be easily understood by students and parents (e.g., spell out acronyms).

Institution: University of Colorado Boulder (126614)

User ID: p1266141

## Part A - Fall Enrollment by Distance Education Status

Of those students *exclusively* enrolled in distance education courses, report the number that are:

		<u>Undergraduate</u> Students		<u>Graduate Students</u>
		<u>Degree/certificate-seeking</u>	Non-degree/non-certificate-seeking	
Located in	CO	1,415	157	618
Located in the U.S. but not in	CO	627	52	964
Located in the U.S. but state/jurisdiction unknown		1	0	1
Located outside the U.S.		58	4	283
Location unknown/unreported		0	0	0
<b>Total students exclusively enrolled in distance education (from section above)</b>		<b>2,101</b>	<b>213</b>	<b>1,866</b>

Institution: University of Colorado Boulder (126614)

User ID: p1266141

## Part A - Fall Enrollment Summary

## Fall Enrollment Summary

## Men

Students enrolled for credit	Total full-time students	Total part-time students	Grand total, all students
<u>Nonresident alien</u>	1,044	869	<b>1,913</b>
<u>Hispanic/Latino</u>	2,102	473	<b>2,575</b>
<u>American Indian or Alaska Native</u>	29	5	<b>34</b>
<u>Asian</u>	995	285	<b>1,280</b>
<u>Black or African American</u>	308	84	<b>392</b>
<u>Native Hawaiian or Other Pacific Islander</u>	16	4	<b>20</b>
<u>White</u>	11,333	2,622	<b>13,955</b>
Two or more races	1,010	186	<b>1,196</b>
<u>Race and ethnicity unknown</u>	143	117	<b>260</b>
<b>Total men</b>	<b>16,980</b>	<b>4,645</b>	<b>21,625</b>

## Women

Students enrolled for credit	Total full-time students	Total part-time students	Grand total, all students
<u>Nonresident alien</u>	493	351	<b>844</b>
<u>Hispanic/Latino</u>	1,928	383	<b>2,311</b>
<u>American Indian or Alaska Native</u>	34	12	<b>46</b>
<u>Asian</u>	901	186	<b>1,087</b>
<u>Black or African American</u>	221	58	<b>279</b>
<u>Native Hawaiian or Other Pacific Islander</u>	14	2	<b>16</b>
<u>White</u>	9,783	1,782	<b>11,565</b>
Two or more races	913	144	<b>1,057</b>
<u>Race and ethnicity unknown</u>	102	68	<b>170</b>
<b>Total women</b>	<b>14,389</b>	<b>2,986</b>	<b>17,375</b>

<b>Grand Total (men+women)</b>	<b>31,369</b>	<b>7,631</b>	<b>39,000</b>
--------------------------------	---------------	--------------	---------------



Institution: University of Colorado Boulder (126614)

User ID: p1266141

## Part B - Fall Enrollment by Age and Gender for Full-time Undergraduate Students

Enrollment as of the institution's **official fall reporting date** or as of **October 15, 2021**

Age	Full-time Undergraduate Students	
	Men	Women
Under 18	140	153
18-19	6,114	5,748
20-21	6,307	5,861
22-24	2,067	963
25-29	600	178
30-34	172	58
35-39	40	22
40-49	17	13
50-64	6	3
65 and over	1	0
Age unknown/unreported	0	0
<b>Total full-time undergraduate students (from part A)</b>	<b>15,464</b>	<b>12,999</b>

Institution: University of Colorado Boulder (126614)

User ID: p1266141

## Part B - Fall Enrollment by Age and Gender for Part-time Undergraduate Students

Enrollment as of the institution's **official fall reporting date** or as of **October 15, 2021**

Age	Part-time Undergraduate Students	
	Men	Women
Under 18	26	21
18-19	180	96
20-21	302	206
22-24	481	309
25-29	250	170
30-34	116	60
35-39	63	38
40-49	30	37
50-64	16	14
65 and over	5	3
Age unknown/unreported	0	0
<b>Total part-time undergraduate students (from part A)</b>	<b>1,469</b>	<b>954</b>

Institution: University of Colorado Boulder (126614)

User ID: p1266141

## Part B - Fall Enrollment by Age and Gender for Full-time Graduate Students

Enrollment as of the institution's **official fall reporting date** or as of **October 15, 2021**

Age	Full-time Graduate Students	
	Men	Women
Under 18	<input type="text" value="0"/>	<input type="text" value="0"/>
18-19	<input type="text" value="1"/>	<input type="text" value="0"/>
20-21	<input type="text" value="40"/>	<input type="text" value="29"/>
22-24	<input type="text" value="617"/>	<input type="text" value="616"/>
25-29	<input type="text" value="553"/>	<input type="text" value="491"/>
30-34	<input type="text" value="195"/>	<input type="text" value="163"/>
35-39	<input type="text" value="65"/>	<input type="text" value="60"/>
40-49	<input type="text" value="37"/>	<input type="text" value="28"/>
50-64	<input type="text" value="7"/>	<input type="text" value="3"/>
65 and over	<input type="text" value="1"/>	<input type="text" value="0"/>
Age unknown/unreported	0	0
<b>Total full-time graduate students (from part A)</b>	<b>1,516</b>	<b>1,390</b>

Institution: University of Colorado Boulder (126614)

User ID: p1266141

## Part B - Fall Enrollment by Age and Gender for Part-time Graduate Students

Enrollment as of the institution's **official fall reporting date** or as of **October 15, 2021**

Age	Part-time Graduate Students	
	Men	Women
Under 18	2	0
18-19	3	1
20-21	24	12
22-24	594	434
25-29	1,312	815
30-34	562	348
35-39	313	177
40-49	240	168
50-64	115	74
65 and over	11	3
Age unknown/unreported	0	0
<b>Total part-time graduate students (from part A)</b>	<b>3,176</b>	<b>2,032</b>


Institution: University of Colorado Boulder (126614)

User ID: p1266141

## Part C - Screening Question

Did any of your **first-time degree/certificate-seeking undergraduate** students (reported in Part A) enroll within 12 months of graduating high school or receiving their GED?

- No, we do not have any first-time students who enrolled within 12 months of their high school graduation.
- Yes, we have first-time students who enrolled within 12 months of their high school graduation.

 You may use the box below to provide additional context for the data you have reported above. Context notes will be posted on the College Navigator website. Therefore, you should write all context notes using proper grammar (e.g., complete sentences with punctuation) and common language that can be easily understood by students and parents (e.g., spell out acronyms).

Institution: University of Colorado Boulder (126614)

User ID: p1266141

## Part C - Residence of First-time Undergraduates

Enrollment as of the institution's **official fall reporting date** or as of **October 15, 2021**NOTE: These data are **optional** this year.Enter **at least one** zero, where applicable, to verify that the screen has not been skipped.

State of <u>residence</u> when student was first admitted	FIPS Code	<b>i</b> Total <u>first-time</u> degree/certificate-seeking undergraduates (1)	Of students in column 1, those who enrolled within 12 months of high school graduation or receiving their GED (2)
Alabama	01	9	9
Alaska	02	11	10
Arizona	04	37	35
Arkansas	05	15	13
California	06	758	695
Colorado	08	3,365	3,140
Connecticut	09	87	80
Delaware	10	4	4
District of Columbia	11	12	10
Florida	12	101	94
Georgia	13	69	65
Hawaii	15	15	15
Idaho	16	11	10
Illinois	17	230	215
Indiana	18	20	19
Iowa	19	18	17
Kansas	20	27	23
Kentucky	21	11	11
Louisiana	22	20	19
Maine	23	13	11

Institution: University of Colorado Boulder (126614)

User ID: p1266141

## Part C - Residence of First-time Undergraduates

Enrollment as of the institution's **official fall reporting date** or as of **October 15, 2021**NOTE: These data are **optional** this year.Enter **at least one** zero, where applicable, to verify that the screen has not been skipped.

State of <u>residence</u> when student was first admitted	FIPS Code	Total <u>first-time</u> degree/certificate-seeking undergraduates (1)	Of students in column 1, those who enrolled within 12 months of high school graduation or receiving their GED (2)
Maryland	24	82	75
Massachusetts	25	155	140
Michigan	26	46	44
Minnesota	27	64	61
Mississippi	28	2	2
Missouri	29	49	49
Montana	30	14	12
Nebraska	31	10	9
Nevada	32	19	18
New Hampshire	33	33	29
New Jersey	34	134	121
New Mexico	35	29	25
New York	36	164	150
North Carolina	37	47	43
North Dakota	38	3	3
Ohio	39	46	43
Oklahoma	40	19	18
Oregon	41	52	45
Pennsylvania	42	83	77
Rhode Island	44	17	16

Institution: University of Colorado Boulder (126614)

User ID: p1266141


Part C - Residence of First-time Undergraduates

Enrollment as of the institution's **official fall reporting date** or as of **October 15, 2021**

NOTE: These data are **optional** this year.

Enter **at least one** zero, where applicable, to verify that the screen has not been skipped.

State of <u>residence</u> when student was first admitted	FIPS Code	Total <u>first-time</u> degree/certificate-seeking undergraduates (1)	Of students in column 1, those who enrolled within 12 months of high school graduation or receiving their GED (2)
South Carolina	45	<input type="text" value="20"/>	<input type="text" value="19"/>
South Dakota	46	<input type="text" value="3"/>	<input type="text" value="3"/>
Tennessee	47	<input type="text" value="38"/>	<input type="text" value="36"/>
Texas	48	<input type="text" value="313"/>	<input type="text" value="292"/>
Utah	49	<input type="text" value="10"/>	<input type="text" value="7"/>
Vermont	50	<input type="text" value="15"/>	<input type="text" value="12"/>
Virginia	51	<input type="text" value="104"/>	<input type="text" value="96"/>
Washington	53	<input type="text" value="101"/>	<input type="text" value="94"/>
West Virginia	54	<input type="text" value="2"/>	<input type="text" value="2"/>
Wisconsin	55	<input type="text" value="53"/>	<input type="text" value="49"/>
Wyoming	56	<input type="text" value="4"/>	<input type="text" value="4"/>
<u>State Unknown</u>	57	<input type="text" value="7"/>	<input type="text" value="7"/>
American Samoa	60	<input type="text"/>	<input type="text"/>
Federated States of Micronesia	64	<input type="text"/>	<input type="text"/>
Guam	66	<input type="text"/>	<input type="text"/>
Marshall Islands	68	<input type="text"/>	<input type="text"/>
Northern Marianas	69	<input type="text"/>	<input type="text"/>
Palau	70	<input type="text"/>	<input type="text"/>
Puerto Rico	72	<input type="text" value="2"/>	<input type="text" value="2"/>
Virgin Islands	78	<input type="text" value="1"/>	<input type="text" value="1"/>
Foreign Countries	90	<input type="text" value="153"/>	<input type="text" value="92"/>
Residence unknown/unreported	98	<input type="text" value="0"/>	<input type="text"/>
<b>Total first-time degree/certificate-seeking undergraduates (from Part A)</b>		<b>6,727</b>	<b>6,191</b>

 You may use the box below to provide additional context for the data you have reported above. Context notes will be posted on the College Navigator website. Therefore, you should write all context notes using proper grammar (e.g., complete sentences with punctuation) and common language that can be easily understood by students and parents (e.g., spell out acronyms).



Institution: University of Colorado Boulder (126614)

User ID: p1266141

## Part D - Total Undergraduate Entering Class

## Total Undergraduate Entering Class, Fall 2021

D1	Total full-time, first-time degree/certificate-seeking <u>undergraduates</u> from Part A (GR <u>cohort</u> )	6,648
D2	Total <u>first-time</u> degree/certificate-seeking undergraduates (full-time + part-time) from Part A	<b>6,727</b>
D3	Total <u>transfer-in (non-first-time entering)</u> , degree/certificate-seeking undergraduates (full-time + part-time) from Part A	<b>1,563</b>
D4	Total <u>non-degree/non-certificate-seeking</u> undergraduates (full-time + part-time) from Part A	<b>472</b>
D5	Of the total non-degree/non-certificate-seeking undergraduates displayed on line D4, <b>the number that are new to the institution in Fall 2021</b>	142
D6	Total <u>entering students</u> at the undergraduate level <b>Note:</b> This is calculated as first-time students (line D2) + students transferring to the institution (line D3) + non-degree/non-certificate-seeking undergraduates entering in Fall 2021 (line D5).	<b>8,432</b>
D7	Percentage of undergraduate entering class represented by your GR <u>cohort</u> (line D1/line D6)	<b>79</b>

Institution: University of Colorado Boulder (126614)

User ID: p1266141

Part E - First-time Bachelor's Cohort Retention Rates (Full-time)

**Retention Rates - Full-time, First-time Bachelor's Cohort from Fall 2020**


Academic reporters determine the cohort and retention as of the institution's official fall reporting date or as of October 15. Program reporters determine the cohort with enrollment any time between August 1 and October 31, 2020 and retention based on August 1, 2021.

The retention rate is calculated by the system after clicking "Save" on the screen. Exclusions are subtracted from and inclusions are added to the original cohort and the resulting adjusted cohort is used for calculating the retention rate.

Retention Data Reporting Reminders:

- Include only **full-time, first-time bachelor's** students in this cohort.
- Determine the full-time cohort using Fall 2020 status (e.g., if a student was full-time in Fall 2020, report them in the full-time cohort regardless of their Fall 2021 status).
- If there are no students to report in the cohort, enter zero. Do not leave the field blank.
- Report in the exclusions box (line E2a) the number of students from the cohort who left the institution for any of the following reasons: died or were totally and permanently disabled; to serve in the armed forces (including those called to active duty); to serve with a foreign aid service of the Federal Government (e.g., Peace Corps); or to serve on official church missions.
- Report in the inclusion box (line E2b) first-time bachelor's-seeking study abroad students who were excluded from the first-time cohort (line E1) but who have re-enrolled at the institution their second year.

FULL-TIME, FIRST-TIME BACHELOR'S COHORT RETENTION:			Prior year data (Fall 2019 cohort)	
<b>E1</b>	Full-time, first-time Fall 2020 bachelor's cohort	<input checked="" type="checkbox"/> <input type="text" value="6,230"/>	<b>7,038</b>	
<b>E2a</b>	<u>Exclusions</u> from the Fall 2020 cohort	<input type="text" value="0"/>	<b>1</b>	
<b>E2b</b>	Inclusion to the Fall 2020 cohort	<input type="text" value="0"/>	<b>0</b>	
<b>E3</b>	<b>Adjusted</b> Fall 2020 cohort (line E1- E2a + E2b)	<b>6,230</b>	<b>7,037</b>	
<b>E4</b>	Students from Fall 2020 cohort <b>still enrolled</b> as of Fall 2021	<input type="text" value="5,444"/>	<b>5,980</b>	
<b>E5</b>	Full-time, first-time Fall 2020 bachelor's cohort retention rate (line E4 / line E3)	<b>87</b> %	<b>85</b> %	

 The notes below provide context for the data you've reported above and **may** be posted on the College Navigator website.

Choose one option that best explains your data or choose "Not Applicable" if you do not wish to provide context notes. If none of the options provided explain your institution's data, then choose "Other" and write your own context notes. Therefore, you should write all context notes using proper grammar (e.g., complete sentences with punctuation) and common language that can be easily understood by students and parents (e.g., spell out acronyms).

Institution: University of Colorado Boulder (126614)

User ID: p1266141

Part E - First-time Bachelor's Cohort Retention Rates (Part-time)

**Retention Rates - Part-time, First-time Bachelor's Cohort from Fall 2020**


Academic reporters determine the cohort and retention as of the institution's official fall reporting date or as of October 15. Program reporters determine the cohort with enrollment any time between August 1 and October 31, 2020 and retention based on August 1, 2021.

The retention rate is calculated by the system after clicking "Save" on the screen. Exclusions are subtracted from the original cohort and the resulting adjusted cohort is used for calculating the retention rate.

Retention Data Reporting Reminders:

- Include only **part-time, first-time bachelor's-seeking** students in this cohort.
- Determine part-time using Fall 2020 attendance status (e.g., if a student was part-time in Fall 2020, report them in the part-time cohort regardless of their Fall 2021 status).
- If there are no students to report in the cohort, enter zero. Do not leave the field blank.
- Report in the exclusions box (line E7a) the number of students from the cohort who left the institution for any of the following reasons: died or were totally and permanently disabled; to serve in the armed forces (including those called to active duty); to serve with a foreign aid service of the Federal Government (e.g., Peace Corps); or to serve on official church missions.
- Report in the inclusion box (line E7b) first-time bachelor's-seeking study abroad students who were excluded from the first-time cohort (line E6) but who have re-enrolled at the institution their second year.

PART-TIME, FIRST-TIME BACHELOR'S COHORT RETENTION:			Prior year data (Fall 2019 cohort)	
<b>E6</b>	Part-time, first-time Fall 2020 bachelor's cohort	<input checked="" type="checkbox"/> <input type="text" value="90"/>	<b>66</b>	
<b>E7a</b>	<u>Exclusions</u> from the Fall 2020 cohort	<input type="text" value="0"/>	<b>1</b>	
<b>E7b</b>	Inclusions to the Fall 2020 cohort	<input type="text" value="0"/>	<b>0</b>	
<b>E8</b>	<b>Adjusted</b> Fall 2020 cohort (line E6 - E7a + E7b)	<b>90</b>	<b>65</b>	
<b>E9</b>	Students from Fall 2020 cohort <b>still enrolled</b> as of Fall 2021	<input type="text" value="59"/>	<b>35</b>	
<b>E10</b>	Part-time, first-time Fall 2020 bachelor's cohort retention rate (line E9 / line E8)	<b>66</b> %	<b>54</b> %	

 The notes below provide context for the data you've reported above and **may** be posted on the College Navigator website. Choose one option that best explains your data or choose "Not Applicable" if you do not wish to provide context notes. If none of the options provided explain your institution's data, then choose "Other" and write your own context notes. Therefore, you should write all context notes using proper grammar (e.g., complete sentences with punctuation) and common language that can be easily understood by students and parents (e.g., spell out acronyms).

Not Applicable ▼

Institution: University of Colorado Boulder (126614)

## Part F - Student-to-Faculty Ratio

### Student-to-Faculty Ratio

Please provide your institution's student-to-faculty ratio (i.e., student-to-instructional staff) for undergraduate programs for Fall 2021. The student-to-faculty ratio and any accompanying context that is provided will be displayed on College Navigator.

Note: Logic in this item is similar to item I-2 from the Common Data Set data collection.

Click [here](#) to use a worksheet to help you determine the student-to-faculty ratio

Student-to-faculty ratio


18

to 1

Student-to-faculty ratio prior year

18

to 1

 You may use the box below to provide additional context for the data you have reported above. Context notes will be posted on the College Navigator website. Therefore, you should write all context notes using proper grammar (e.g., complete sentences with punctuation) and common language that can be easily understood by students and parents (e.g., spell out acronyms).

Prepared by

Reporting Reminders:

- The name of the preparer is being collected so that we can follow up with the appropriate person in the event that there are questions concerning the data.
- The Keyholder will be copied on all email correspondence to other preparers.
- The time it took to prepare this component is being collected so that we can continue to improve our estimate of the reporting burden associated with IPEDS.
- Please include in your estimate the time it took for you to review instructions, query and search data sources, complete and review the component, and submit the data through the Data Collection System.
- Thank you for your assistance.

This survey component was prepared by:

<input checked="" type="radio"/> Keyholder	<input type="radio"/> SFA Contact	<input type="radio"/> HR Contact
<input type="radio"/> Finance Contact	<input type="radio"/> Academic Library Contact	<input type="radio"/> Other

Name:

Email:

How many staff from your institution only were involved in the data collection and reporting process of this survey component?

Number of Staff (including yourself)

How many hours did you and others from your institution only spend on each of the steps below when responding to this survey component?  
*Exclude the hours spent collecting data for state and other reporting purposes.*

Staff member	Collecting Data Needed	Revising Data to Match IPEDS Requirements	Entering Data	Revising and Locking Data
Your office	<input type="text" value="4.00"/> hours	<input type="text" value="2.00"/> hours	<input type="text"/> hours	<input type="text" value="0.50"/> hours
Other offices	<input type="text"/> hours	<input type="text"/> hours	<input type="text" value="1.00"/> hours	<input type="text"/> hours

Institution: University of Colorado Boulder (126614)

User ID: p1266141

## Summary

### Fall Enrollment Survey Summary

IPEDS collects important information regarding your institution. All data reported in IPEDS survey components become available in the IPEDS Data Center and appear as aggregated data in various Department of Education reports. Additionally, some of the reported data appears specifically for your institution through the College Navigator website and is included in your institution's Data Feedback Report (DFR). The purpose of this summary is to provide you an opportunity to view some of the data that, when accepted through the IPEDS quality control process, will appear on the College Navigator website and/or your DFR. College Navigator is updated approximately three months after the data collection period closes and Data Feedback Reports will be available through the [Data Center](#) and sent to your institution's CEO in November 2021.

Please review your data for accuracy. If you have questions about the data displayed below after reviewing the data reported on the survey screens, please contact the IPEDS Help Desk at: 1-877-225-2568 or [ipedshelp@rti.org](mailto:ipedshelp@rti.org).

## Four-Year Institutions with Graduate Students

Student Enrollment	
Total enrollment	39,000
Undergraduate enrollment	30,886
Undergraduate transfer-in enrollment	1,563
Graduate enrollment	8,114
Student-to-faculty ratio	18 to 1

Student Characteristics (All Students)	
Percent of all students who are female	45%
Percent of all students by race/ethnicity:	
American Indian or Alaska Native	0%
Asian	6%
Black or African American	2%
Hispanic/Latino	13%
Native Hawaiian or Pacific Islander	0%
White	65%
Two or More Races	6%
Race and ethnicity unknown	1%
Nonresident alien	7%

Undergraduate Student Characteristics	
Percent of undergraduates who are female	45%
Percent of undergraduates who are full-time	92%
Percent of undergraduates by race/ethnicity:	
American Indian or Alaska Native	0%
Asian	6%
Black or African American	2%
Hispanic/Latino	13%
Native Hawaiian or Pacific Islander	0%
White	68%
Two or More Races	6%
Race and ethnicity unknown	1%
Nonresident alien	4%

Undergraduate Retention and Graduation Rate Cohort	
First-time, full-time bachelor's seeking student retention rate	87%
First-time, part-time bachelor's seeking student retention rate	66%
Graduation rate cohort as percent of total entering students	79%

Graduate Student Characteristics	
Percent of graduate students who are female	42%

Percent of graduate students who are full-time

36%

## Edit Report

## Fall Enrollment

Source	Description	Severity	Resolved	Options
<b>Global Edits</b>				
Perform Edits	The total number of first-time undergraduate students (6,727) in the Fall Enrollment component is different from the reported total number of first-time undergraduate students in the Admissions component (6,785). Please correct your data or explain the discrepancy. (Error #6824)	Explanation	Yes	
Reason	Fall enrollment sources enrollment data from end-of-term from the fall term compared to Admissions with uses fall census data. This difference is due to students who are retroactive withdrawals from the institution.			
<b>Screen: Part E - First-time Bachelor's Cohort Retention Rates (Full-time)</b>				
Upload File	The full-time, first-time bachelor's cohort reported in Part E (6,230) is outside the expected range when compared with the prior year value (Fall 2019 cohort). Please correct your data or explain. (Error #6164)	Explanation	Yes	
Reason	COVID-19 had a significant impact on first-year enrollments in fall 2020 compared to enrollments in fall 2019 and earlier. First-year enrollments rebounded in fall 2021 to align with historical averages.			
<b>Screen: Part E - First-time Bachelor's Cohort Retention Rates (Part-time)</b>				
Upload File	The part-time, first-time bachelor's cohort reported in Part E (90) is outside the expected range when compared with the prior year value (Fall 2019 cohort). Please correct your data or explain. (Error #6805)	Explanation	Yes	
Reason	COVID-19 had a significant impact on first-year enrollments in fall 2020 compared to enrollments in fall 2019 and earlier. First-year enrollments rebounded in fall 2021 to align with historical averages.			