

# IPEDS 2022-23 Data Collection System

IPEDS HELP DESK (877) 225-2568 | [ipedshelp@rti.org](mailto:ipedshelp@rti.org)  
OMB NO. 1850-0582 v.30 : Approval Expires 8/31/2025  
User ID: p1266141

## Fall Enrollment 2022-23

Institution: University of Colorado Boulder (126614)

User ID: p1266141

### Overview

#### Fall Enrollment Overview

The Fall Enrollment component collects student enrollment counts by level of student, enrollment status, gender and race/ethnicity. In addition, first-time students' fall-to-fall retention rates and the student-to-faculty ratio are collected. Enrollment by age is required in odd-numbered years, and enrollment by residence of first-time undergraduates is required in even-numbered years.

Institutions operating on a traditional academic year calendar (semester, trimester, quarter, or 4-1-4) report Fall enrollment as of the institution's official fall reporting date or October 15. Institutions operating on a calendar that differs by program or that enrolls students on a continuous basis (referred to as program reporters) report Fall enrollment as students enrolled any time during the period August 1 and October 31.

#### Data reporting reminders:

- Report data to accurately reflect the time period corresponding with the IPEDS survey component, even if such reporting is seemingly inconsistent with prior year reporting.
- Part B, Enrollment of students by age, is optional this year.
- Part C, Residence of first-time degree/certificate-seeking undergraduates, is required this year.
- For reporting students studying in consortium agreements, please refer to the Resource page at <https://nces.ed.gov/ipeds/report-your-data/data-tip-sheet-reporting-data-consortium-institutions>.

#### Changes in reporting:

The following changes were implemented for the 2022-23 data collection period:

- The "Nonresident alien" terminology has been changed to "U.S. Nonresident" but should include the same category of students.
- A question about gender has been added after Part A – Fall Enrollment Summary to collect information about students for whom gender does not fit the binary gender (Men/Women) categories provided. **Institutions should still allocate those students to the Men/Women categories in other screens of the survey component at this time.** New FAQs have been added to help institutions with this reporting.
- References to summer term were changed to summer session.
- FAQ #8 on consistent reporting of EF, E12, and OM has been updated for clarification.

#### Resources:

- To download the survey materials for this component: [Survey Materials](#)
- To access your prior year data submission for this component: [Reported Data](#)

If you have questions about completing this survey, please contact the **IPEDS Help Desk at 1-877-225-2568**.

Institution: University of Colorado Boulder (126614)

## Part Selection

Completion of Part B (Enrollment of Students by Age) is optional this year.

### Do you wish to complete Part B this year?

If you select 'Yes', you will be expected to complete the Part B screens.

If you select 'No', you will skip Part B.

- No, I will not complete Part B
- Yes, I will complete Part B

Institution: University of Colorado Boulder (126614)


User ID: p1266141

Fall Enrollment - CIP CODE Selection


Indicate which of the following fields of study are offered by your institution. In addition to reporting total undergraduate and graduate fall enrollments every year, in even-numbered years you are to report the subset of enrollments that fall within each of the CIP codes listed below.

Fields for which enrollment was reported for Fall 2020 have already been checked; please make sure all listed fields that are offered by your institution are checked.

Note: CIP codes listed below may not reflect all fields of study offered by your institution, therefore the subset of enrollments by CIP codes selected may not sum to your institution's total fall enrollment.

UNDERGRADUATE AND GRADUATE FIELDS	
<input checked="" type="checkbox"/>	13.0000 -- Education
<input checked="" type="checkbox"/>	14.0000 -- Engineering
<input checked="" type="checkbox"/>	26.0000 -- Biological and Biomedical Sciences
<input checked="" type="checkbox"/>	27.0000 -- Mathematics
<input checked="" type="checkbox"/>	40.0000 -- Physical Sciences
<input checked="" type="checkbox"/>	52.0000 -- Business, Management, Marketing, and Related Support Services
GRADUATE-ONLY FIELDS	
<input checked="" type="checkbox"/>	22.0101 -- Law (LL.B., J.D.)
<input type="checkbox"/>	51.0401 -- Dentistry (D.D.S., D.M.D.)
<input type="checkbox"/>	 51.1201 -- Medicine (M.D.)
<input type="checkbox"/>	None of the above

Yes, I confirm that I reviewed the fields of study are offered by my institution above.

 You may use the box below to provide additional context for the data you have reported above. Context notes will be posted on the College Navigator website. Therefore, you should write all context notes using proper grammar (e.g., complete sentences with punctuation) and common language that can be easily understood by students and parents (e.g., spell out acronyms).

Institution: University of Colorado Boulder (126614)

User ID: p1266141

## Part A - Fall Enrollment for Full-Time Undergraduate Students

Enrollment as of the institution's **official fall reporting date** or as of **October 15, 2022**

## Full-time Undergraduate Students

## Reporting Reminders:

- Report Hispanic/Latino individuals of any race as Hispanic/Latino
- Report race for non-Hispanic/Latino individuals only
- Even though Teacher Preparation certificate programs may require a bachelor's degree for admission, they are considered subbaccalaureate undergraduate programs, and students in these programs are undergraduate students.

## Men

Enrolled for <u>credit</u>	<u>Degree/certificate-seeking</u>			Total degree/certificate-seeking	Non-degree/ non-certificate-seeking	Total, <u>Full-time</u> <u>undergraduate</u> students
	<u>First-time</u>	<u>Non-first-time</u>				
		<u>Transfer-in</u>	<u>Continuing/ Returning</u>			
<u>U.S. Nonresident</u>	79	61	510	650	1	651
<u>Hispanic/Latino</u>	421	101	1,353	1,875	4	1,879
<u>American Indian or Alaska Native</u>	10	2	9	21	0	21
<u>Asian</u>	225	21	651	897	5	902
<u>Black or African American</u>	93	17	189	299	2	301
<u>Native Hawaiian or Other Pacific Islander</u>	3	0	7	10	2	12
<u>White</u>	2,470	479	7,545	10,494	31	10,525
Two or more races	247	44	692	983	4	987
<u>Race and ethnicity unknown</u>	25	1	82	108	0	108
<b>Total men</b>	<b>3,573</b>	<b>726</b>	<b>11,038</b>	<b>15,337</b>	<b>49</b>	<b>15,386</b>
<b>Total men prior year</b>	<b>3,604</b>	<b>823</b>	<b>10,991</b>	<b>15,418</b>	<b>46</b>	<b>15,464</b>

## Women

Enrolled for <u>credit</u>	<u>Degree/certificate-seeking</u>			Total degree/certificate-seeking	Non-degree/ non-certificate-seeking	Total, <u>Full-time</u> <u>undergraduate</u> students
	<u>First-time</u>	<u>Non-first-time</u>				
		<u>Transfer-in</u>	<u>Continuing/ Returning</u>			
<u>U.S. Nonresident</u>	50	50	190	290	2	292
<u>Hispanic/Latino</u>	471	84	1,259	1,814	3	1,817
<u>American Indian or Alaska Native</u>	6	1	12	19	0	19
<u>Asian</u>	246	27	601	874	3	877
<u>Black or African American</u>	50	6	139	195	1	196
<u>Native Hawaiian or Other Pacific Islander</u>	5	2	10	17	0	17
<u>White</u>	2,367	334	6,425	9,126	14	9,140
Two or more races	239	35	621	895	2	897
<u>Race and ethnicity unknown</u>	20	2	65	87	0	87
<b>Total women</b>	<b>3,454</b>	<b>541</b>	<b>9,322</b>	<b>13,317</b>	<b>25</b>	<b>13,342</b>
<b>Total women prior year</b>	<b>3,044</b>	<b>542</b>	<b>9,385</b>	<b>12,971</b>	<b>28</b>	<b>12,999</b>

<b>Grand total (men+women)</b>	<b>7,027</b>	<b>1,267</b>	<b>20,360</b>	<b>28,654</b>	<b>74</b>	<b>28,728</b>
<b>Grand total (men+women) prior year</b>	<b>6,648</b>	<b>1,365</b>	<b>20,376</b>	<b>28,389</b>	<b>74</b>	<b>28,463</b>

Institution: University of Colorado Boulder (126614)

User ID: p1266141

Part A - Fall Enrollment for Full-Time Undergraduate Students: CIP CODE:13.0000

Enrollment as of the institution's official fall reporting date or as of **October 15, 2022**

CIP CODE: 13.0000 – Education

Full-time undergraduate students

- Report Hispanic/Latino individuals of any race as Hispanic/Latino
- Report race for non-Hispanic/Latino individuals only

**Men**

Enrolled for <u>credit</u>	Degree/certificate-seeking			Total degree/certificate-seeking	Non-degree/ non-certificate-seeking	Total, <u>Full-time</u> <u>undergraduate</u> students
	<u>First-time</u>	<u>Non-first-time</u>				
		<u>Transfer-in</u>	<u>Continuing/ Returning</u>			
<u>U.S. Nonresident</u>	<input type="text" value="0"/>	<input type="text" value="0"/>	<input type="text" value="0"/>	0	<input type="text" value="0"/>	0
<u>Hispanic/Latino</u>	<input type="text" value="0"/>	<input type="text" value="0"/>	<input type="text" value="3"/>	3	<input type="text" value="0"/>	3
<u>American Indian or Alaska Native</u>	<input type="text" value="0"/>	<input type="text" value="0"/>	<input type="text" value="0"/>	0	<input type="text" value="0"/>	0
<u>Asian</u>	<input type="text" value="0"/>	<input type="text" value="0"/>	<input type="text" value="1"/>	1	<input type="text" value="0"/>	1
<u>Black or African American</u>	<input type="text" value="0"/>	<input type="text" value="0"/>	<input type="text" value="2"/>	2	<input type="text" value="0"/>	2
<u>Native Hawaiian or Other Pacific Islander</u>	<input type="text" value="0"/>	<input type="text" value="0"/>	<input type="text" value="0"/>	0	<input type="text" value="0"/>	0
<u>White</u>	<input type="text" value="6"/>	<input type="text" value="0"/>	<input type="text" value="15"/>	21	<input type="text" value="0"/>	21
Two or more races	<input type="text" value="1"/>	<input type="text" value="0"/>	<input type="text" value="1"/>	2	<input type="text" value="0"/>	2
<u>Race and ethnicity unknown</u>	<input type="text" value="0"/>	<input type="text" value="0"/>	<input type="text" value="0"/>	0	<input type="text" value="0"/>	0
<b>Total men</b>	<b>7</b>	<b>0</b>	<b>22</b>	<b>29</b>	<b>0</b>	<b>29</b>

**Women**

Enrolled for <u>credit</u>	Degree/certificate-seeking			Total degree/certificate-seeking	Non-degree/ non-certificate-seeking	Total, <u>Full-time</u> <u>undergraduate</u> students
	<u>First-time</u>	<u>Non-first-time</u>				
		<u>Transfer-in</u>	<u>Continuing/ Returning</u>			
<u>U.S. Nonresident</u>	<input type="text" value="0"/>	<input type="text" value="0"/>	<input type="text" value="1"/>	1	<input type="text" value="0"/>	1
<u>Hispanic/Latino</u>	<input type="text" value="18"/>	<input type="text" value="0"/>	<input type="text" value="19"/>	37	<input type="text" value="0"/>	37
<u>American Indian or Alaska Native</u>	<input type="text" value="0"/>	<input type="text" value="0"/>	<input type="text" value="1"/>	1	<input type="text" value="0"/>	1
<u>Asian</u>	<input type="text" value="2"/>	<input type="text" value="0"/>	<input type="text" value="5"/>	7	<input type="text" value="0"/>	7
<u>Black or African American</u>	<input type="text" value="0"/>	<input type="text" value="0"/>	<input type="text" value="2"/>	2	<input type="text" value="0"/>	2
<u>Native Hawaiian or Other Pacific Islander</u>	<input type="text" value="0"/>	<input type="text" value="0"/>	<input type="text" value="0"/>	0	<input type="text" value="0"/>	0
<u>White</u>	<input type="text" value="40"/>	<input type="text" value="11"/>	<input type="text" value="154"/>	205	<input type="text" value="0"/>	205
Two or more races	<input type="text" value="11"/>	<input type="text" value="1"/>	<input type="text" value="7"/>	19	<input type="text" value="0"/>	19
<u>Race and ethnicity unknown</u>	<input type="text" value="1"/>	<input type="text" value="0"/>	<input type="text" value="0"/>	1	<input type="text" value="0"/>	1
<b>Total women</b>	<b>72</b>	<b>12</b>	<b>189</b>	<b>273</b>	<b>0</b>	<b>273</b>
<b>Grand total (men+women)</b>	<b>79</b>	<b>12</b>	<b>211</b>	<b>302</b>	<b>0</b>	<b>302</b>
<b>Grand total (men+women) 2020-21</b>	<b>63</b>	<b>11</b>	<b>190</b>	<b>264</b>		<b>264</b>

Institution: University of Colorado Boulder (126614)

User ID: p1266141

## Part A - Fall Enrollment for Full-Time Undergraduate Students: CIP CODE:14.0000

Enrollment as of the institution's official fall reporting date or as of **October 15, 2022**

CIP CODE: 14.0000 – Engineering

Full-time undergraduate students

- Report Hispanic/Latino individuals of any race as Hispanic/Latino
- Report race for non-Hispanic/Latino individuals only

**Men**

Enrolled for <u>credit</u>	Degree/certificate-seeking			Total degree/certificate-seeking	Non-degree/ non-certificate-seeking	Total, <u>Full-time</u> <u>undergraduate</u> students
	<u>First-time</u>	<u>Non-first-time</u>				
		<u>Transfer-in</u>	<u>Continuing/ Returning</u>			
<u>U.S. Nonresident</u>	15	16	184	215	0	215
<u>Hispanic/Latino</u>	69	17	278	364	0	364
<u>American Indian or Alaska Native</u>	1	0	1	2	0	2
<u>Asian</u>	34	4	134	172	0	172
<u>Black or African American</u>	12	0	18	30	0	30
<u>Native Hawaiian or Other Pacific Islander</u>	0	0	1	1	0	1
<u>White</u>	307	79	1,249	1,635	0	1,635
Two or more races	39	8	125	172	0	172
<u>Race and ethnicity unknown</u>	2	0	18	20	0	20
<b>Total men</b>	<b>479</b>	<b>124</b>	<b>2,008</b>	<b>2,611</b>	<b>0</b>	<b>2,611</b>

**Women**

Enrolled for <u>credit</u>	Degree/certificate-seeking			Total degree/certificate-seeking	Non-degree/ non-certificate-seeking	Total, <u>Full-time</u> <u>undergraduate</u> students
	<u>First-time</u>	<u>Non-first-time</u>				
		<u>Transfer-in</u>	<u>Continuing/ Returning</u>			
<u>U.S. Nonresident</u>	12	6	48	66	0	66
<u>Hispanic/Latino</u>	40	3	103	146	0	146
<u>American Indian or Alaska Native</u>	0	0	1	1	0	1
<u>Asian</u>	41	3	78	122	0	122
<u>Black or African American</u>	6	2	10	18	0	18
<u>Native Hawaiian or Other Pacific Islander</u>	1	0	2	3	0	3
<u>White</u>	209	20	542	771	0	771
Two or more races	30	2	61	93	0	93
<u>Race and ethnicity unknown</u>	1	1	7	9	0	9
<b>Total women</b>	<b>340</b>	<b>37</b>	<b>852</b>	<b>1,229</b>	<b>0</b>	<b>1,229</b>
<b>Grand total (men+women)</b>	<b>819</b>	<b>161</b>	<b>2,860</b>	<b>3,840</b>	<b>0</b>	<b>3,840</b>
<b>Grand total (men+women) 2020-21</b>	<b>919</b>	<b>147</b>	<b>2,814</b>	<b>3,880</b>		<b>3,880</b>

Institution: University of Colorado Boulder (126614)

User ID: p1266141

## Part A - Fall Enrollment for Full-Time Undergraduate Students: CIP CODE:26.0000

Enrollment as of the institution's **official fall reporting date** or as of **October 15, 2022**

CIP CODE: 26.0000 – Biological and Biomedical Sciences

Full-time undergraduate students

- Report Hispanic/Latino individuals of any race as Hispanic/Latino
- Report race for non-Hispanic/Latino individuals only

**Men**

Enrolled for <u>credit</u>	Degree/certificate-seeking			Total degree/certificate-seeking	Non-degree/ non-certificate-seeking	Total, <u>Full-time</u> <u>undergraduate</u> students
	<u>First-time</u>	<u>Non-first-time</u>				
		<u>Transfer-in</u>	<u>Continuing/ Returning</u>			
<u>U.S. Nonresident</u>	1	2	25	28	0	28
<u>Hispanic/Latino</u>	36	9	125	170	0	170
<u>American Indian or Alaska Native</u>	1	0	0	1	0	1
<u>Asian</u>	36	2	79	117	0	117
<u>Black or African American</u>	13	2	21	36	0	36
<u>Native Hawaiian or Other Pacific Islander</u>	0	0	0	0	0	0
<u>White</u>	177	43	562	782	0	782
Two or more races	21	6	63	90	0	90
<u>Race and ethnicity unknown</u>	1	0	4	5	0	5
<b>Total men</b>	<b>286</b>	<b>64</b>	<b>879</b>	<b>1,229</b>	<b>0</b>	<b>1,229</b>

**Women**

Enrolled for <u>credit</u>	Degree/certificate-seeking			Total degree/certificate-seeking	Non-degree/ non-certificate-seeking	Total, <u>Full-time</u> <u>undergraduate</u> students
	<u>First-time</u>	<u>Non-first-time</u>				
		<u>Transfer-in</u>	<u>Continuing/ Returning</u>			
<u>U.S. Nonresident</u>	5	5	20	30	0	30
<u>Hispanic/Latino</u>	93	22	221	336	0	336
<u>American Indian or Alaska Native</u>	0	1	3	4	0	4
<u>Asian</u>	56	1	147	204	0	204
<u>Black or African American</u>	16	2	39	57	0	57
<u>Native Hawaiian or Other Pacific Islander</u>	1	0	3	4	0	4
<u>White</u>	367	44	1,046	1,457	0	1,457
Two or more races	42	9	116	167	0	167
<u>Race and ethnicity unknown</u>	4	0	8	12	0	12
<b>Total women</b>	<b>584</b>	<b>84</b>	<b>1,603</b>	<b>2,271</b>	<b>0</b>	<b>2,271</b>
<b>Grand total (men+women)</b>	<b>870</b>	<b>148</b>	<b>2,482</b>	<b>3,500</b>	<b>0</b>	<b>3,500</b>
<b>Grand total (men+women) 2020-21</b>	<b>775</b>	<b>165</b>	<b>2,559</b>	<b>3,499</b>		<b>3,499</b>

Institution: University of Colorado Boulder (126614)

User ID: p1266141

Part A - Fall Enrollment for Full-Time Undergraduate Students: CIP CODE:27.0000

Enrollment as of the institution's **official fall reporting date** or as of **October 15, 2022**

CIP CODE: 27.0000 – Mathematics and Statistics

Full-time undergraduate students

- Report Hispanic/Latino individuals of any race as Hispanic/Latino
- Report race for non-Hispanic/Latino individuals only

**Men**

Enrolled for <u>credit</u>	Degree/certificate-seeking			Total degree/certificate-seeking	Non-degree/ non-certificate-seeking	Total, Full-time <u>undergraduate</u> students
	First-time	Non-first-time				
		Transfer-in	Continuing/ Returning			
U.S. Nonresident	2	1	9	12	0	12
Hispanic/Latino	2	1	16	19	0	19
American Indian or Alaska Native	0	0	0	0	0	0
Asian	5	1	19	25	0	25
Black or African American	0	0	4	4	0	4
Native Hawaiian or Other Pacific Islander	0	0	0	0	0	0
White	25	5	123	153	0	153
Two or more races	2	0	17	19	0	19
Race/ethnicity unknown	1	0	0	1	0	1
<b>Total men</b>	<b>37</b>	<b>8</b>	<b>188</b>	<b>233</b>	<b>0</b>	<b>233</b>

**Women**

Enrolled for <u>credit</u>	Degree/certificate-seeking			Total degree/certificate-seeking	Non-degree/ non-certificate-seeking	Total, Full-time <u>undergraduate</u> students
	First-time	Non-first-time				
		Transfer-in	Continuing/ Returning			
U.S. Nonresident	1	1	4	6	0	6
Hispanic/Latino	6	2	13	21	0	21
American Indian or Alaska Native	0	0	0	0	0	0
Asian	6	1	9	16	0	16
Black or African American	0	0	1	1	0	1
Native Hawaiian or Other Pacific Islander	0	0	0	0	0	0
White	19	3	59	81	0	81
Two or more races	1	0	9	10	0	10
Race/ethnicity unknown	0	1	2	3	0	3
<b>Total women</b>	<b>33</b>	<b>8</b>	<b>97</b>	<b>138</b>	<b>0</b>	<b>138</b>
<b>Grand total (men+women)</b>	<b>70</b>	<b>16</b>	<b>285</b>	<b>371</b>	<b>0</b>	<b>371</b>
Grand total (men+women) 2020-21	65	20	374	459		459



Institution: University of Colorado Boulder (126614)

User ID: p1266141

## Part A - Fall Enrollment for Full-Time Undergraduate Students: CIP CODE:40.0000

Enrollment as of the institution's official fall reporting date or as of **October 15, 2022**

CIP CODE: 40.0000 – Physical Sciences

Full-time undergraduate students

- Report Hispanic/Latino individuals of any race as Hispanic/Latino
- Report race for non-Hispanic/Latino individuals only

**Men**

Enrolled for <u>credit</u>	Degree/certificate-seeking			Total degree/certificate-seeking	Non-degree/ non-certificate-seeking	Total, <u>Full-time</u> <u>undergraduate</u> students
	<u>First-time</u>	<u>Non-first-time</u>				
		<u>Transfer-in</u>	<u>Continuing/ Returning</u>			
<u>U.S. Nonresident</u>	5	3	64	72	0	72
<u>Hispanic/Latino</u>	17	2	61	80	0	80
<u>American Indian or Alaska Native</u>	1	0	1	2	0	2
<u>Asian</u>	8	3	24	35	0	35
<u>Black or African American</u>	0	1	3	4	0	4
<u>Native Hawaiian or Other Pacific Islander</u>	0	0	0	0	0	0
<u>White</u>	93	29	283	405	0	405
Two or more races	12	2	21	35	0	35
<u>Race/ethnicity unknown</u>	0	0	0	0	0	0
<b>Total men</b>	<b>136</b>	<b>40</b>	<b>457</b>	<b>633</b>	<b>0</b>	<b>633</b>

**Women**

Enrolled for <u>credit</u>	Degree/certificate-seeking			Total degree/certificate-seeking	Non-degree/ non-certificate-seeking	Total, <u>Full-time</u> <u>undergraduate</u> students
	<u>First-time</u>	<u>Non-first-time</u>				
		<u>Transfer-in</u>	<u>Continuing/ Returning</u>			
<u>U.S. Nonresident</u>	5	2	12	19	0	19
<u>Hispanic/Latino</u>	5	5	26	36	0	36
<u>American Indian or Alaska Native</u>	0	0	1	1	0	1
<u>Asian</u>	7	0	9	16	0	16
<u>Black or African American</u>	1	1	3	5	0	5
<u>Native Hawaiian or Other Pacific Islander</u>	0	0	0	0	0	0
<u>White</u>	64	16	156	236	0	236
Two or more races	9	2	16	27	0	27
<u>Race/ethnicity unknown</u>	1	0	3	4	0	4
<b>Total women</b>	<b>92</b>	<b>26</b>	<b>226</b>	<b>344</b>	<b>0</b>	<b>344</b>
<b>Grand total (men+women)</b>	<b>228</b>	<b>66</b>	<b>683</b>	<b>977</b>	<b>0</b>	<b>977</b>
<b>Grand total (men+women) 2020-21</b>	<b>180</b>	<b>54</b>	<b>747</b>	<b>981</b>		<b>981</b>

Institution: University of Colorado Boulder (126614)

User ID: p1266141

## Part A - Fall Enrollment for Full-Time Undergraduate Students: CIP CODE:52.0000

Enrollment as of the institution's **official fall reporting date** or as of **October 15, 2022**

CIP CODE: 52.0000 – Business, Management, Marketing and Related Support Services

Full-time undergraduate students

- Report Hispanic/Latino individuals of any race as Hispanic/Latino
- Report race for non-Hispanic/Latino individuals only

## Men

Enrolled for <u>credit</u>	Degree/certificate-seeking			Total degree/certificate-seeking	Non-degree/ non-certificate-seeking	Total, <u>Full-time</u> <u>undergraduate</u> students
	<u>First-time</u>	<u>Non-first-time</u>				
		<u>Transfer-in</u>	<u>Continuing/ Returning</u>			
<u>U.S. Nonresident</u>	3	10	41	54	0	54
<u>Hispanic/Latino</u>	72	12	227	311	0	311
<u>American Indian or Alaska Native</u>	2	0	1	3	0	3
<u>Asian</u>	24	2	98	124	0	124
<u>Black or African American</u>	7	1	28	36	0	36
<u>Native Hawaiian or Other Pacific Islander</u>	1	0	0	1	0	1
<u>White</u>	339	52	1,550	1,941	0	1,941
Two or more races	32	2	140	174	0	174
<u>Race/ethnicity unknown</u>	6	0	13	19	0	19
<b>Total men</b>	<b>486</b>	<b>79</b>	<b>2,098</b>	<b>2,663</b>	<b>0</b>	<b>2,663</b>

## Women

Enrolled for <u>credit</u>	Degree/certificate-seeking			Total degree/certificate-seeking	Non-degree/ non-certificate-seeking	Total, <u>Full-time</u> <u>undergraduate</u> students
	<u>First-time</u>	<u>Non-first-time</u>				
		<u>Transfer-in</u>	<u>Continuing/ Returning</u>			
<u>U.S. Nonresident</u>	6	8	26	40	0	40
<u>Hispanic/Latino</u>	51	9	130	190	0	190
<u>American Indian or Alaska Native</u>	2	0	0	2	0	2
<u>Asian</u>	29	4	77	110	0	110
<u>Black or African American</u>	5	0	8	13	0	13
<u>Native Hawaiian or Other Pacific Islander</u>	0	0	1	1	0	1
<u>White</u>	281	23	772	1,076	0	1,076
Two or more races	30	3	76	109	0	109
<u>Race/ethnicity unknown</u>	1	0	7	8	0	8
<b>Total women</b>	<b>405</b>	<b>47</b>	<b>1,097</b>	<b>1,549</b>	<b>0</b>	<b>1,549</b>
<b>Grand total (men+women)</b>	<b>891</b>	<b>126</b>	<b>3,195</b>	<b>4,212</b>	<b>0</b>	<b>4,212</b>
<b>Grand total (men+women) 2020-21</b>	<b>776</b>	<b>119</b>	<b>2,995</b>	<b>3,890</b>		<b>3,890</b>

Institution: University of Colorado Boulder (126614)

User ID: p1266141

## Part A - Fall Enrollment for Part-time Undergraduate Students

Enrollment as of the institution's **official fall reporting date** or as of **October 15, 2022**Part-time Undergraduate Students

Reporting Reminders:

- Report Hispanic/Latino individuals of any race as Hispanic/Latino
- Report race for non-Hispanic/Latino individuals only
- Even though Teacher Preparation certificate programs may require a bachelor's degree for admission, they are considered subbaccalaureate undergraduate programs, and students in these programs are undergraduate students.

**Men**

Enrolled for <u>credit</u>	<u>Degree/certificate-seeking</u>			Total degree/certificate-seeking	Non-degree/ non-certificate-seeking	Total, <u>part-time</u> <u>undergraduate</u> students
	<u>First-time</u>	<u>Non-first-time</u>				
		<u>Transfer-in</u>	<u>Continuing/ Returning</u>			
<u>U.S. Nonresident</u>	0	3	28	31	10	41
<u>Hispanic/Latino</u>	7	24	146	177	21	198
<u>American Indian or Alaska Native</u>	0	0	6	6	0	6
<u>Asian</u>	1	7	78	86	19	105
<u>Black or African American</u>	3	3	15	21	3	24
<u>Native Hawaiian or Other Pacific Islander</u>	0	0	1	1	1	2
<u>White</u>	27	69	680	776	87	863
Two or more races	1	7	67	75	14	89
<u>Race and ethnicity unknown</u>	0	2	18	20	3	23
<b>Total men</b>	<b>39</b>	<b>115</b>	<b>1,039</b>	<b>1,193</b>	<b>158</b>	<b>1,351</b>
<b>Total men prior year</b>	<b>51</b>	<b>132</b>	<b>1,079</b>	<b>1,262</b>	<b>207</b>	<b>1,469</b>

**Women**

Enrolled for <u>credit</u>	<u>Degree/certificate-seeking</u>			Total degree/certificate-seeking	Non-degree/ non-certificate-seeking	Total, <u>part-time</u> <u>undergraduate</u> students
	<u>First-time</u>	<u>Non-first-time</u>				
		<u>Transfer-in</u>	<u>Continuing/ Returning</u>			
<u>U.S. Nonresident</u>	0	2	13	15	2	17
<u>Hispanic/Latino</u>	4	14	105	123	34	157
<u>American Indian or Alaska Native</u>	1	0	2	3	1	4
<u>Asian</u>	0	3	34	37	14	51
<u>Black or African American</u>	3	2	16	21	4	25
<u>Native Hawaiian or Other Pacific Islander</u>	0	0	0	0	0	0
<u>White</u>	26	38	440	504	135	639
Two or more races	2	5	38	45	12	57
<u>Race and ethnicity unknown</u>	0	0	3	3	2	5
<b>Total women</b>	<b>36</b>	<b>64</b>	<b>651</b>	<b>751</b>	<b>204</b>	<b>955</b>
<b>Total women prior year</b>	<b>28</b>	<b>66</b>	<b>669</b>	<b>763</b>	<b>191</b>	<b>954</b>

<b>Grand total (men+women)</b>	<b>75</b>	<b>179</b>	<b>1,690</b>	<b>1,944</b>	<b>362</b>	<b>2,306</b>
<b>Grand total (men+women) prior year</b>	<b>79</b>	<b>198</b>	<b>1,748</b>	<b>2,025</b>	<b>398</b>	<b>2,423</b>

Institution: University of Colorado Boulder (126614)

User ID: p1266141

Part A - Fall Enrollment for Part-time Undergraduate Students: CIP CODE:13.0000

Enrollment as of the institution's official fall reporting date or as of **October 15, 2022**

CIP CODE: 13.0000 – Education

Part-time undergraduate students

- Report Hispanic/Latino individuals of any race as Hispanic/Latino
- Report race for non-Hispanic/Latino individuals only

**Men**

Enrolled for <u>credit</u>	Degree/certificate-seeking			Total degree/certificate-seeking	Non-degree/ non-certificate-seeking	Total, <u>part-time</u> <u>undergraduate</u> students
	<u>First-time</u>	<u>Non-first-time</u>				
		<u>Transfer-in</u>	<u>Continuing/ Returning</u>			
<u>U.S. Nonresident</u>	<input type="text" value="0"/>	<input type="text" value="0"/>	<input type="text" value="0"/>	0	<input type="text" value="0"/>	0
<u>Hispanic/Latino</u>	<input type="text" value="0"/>	<input type="text" value="0"/>	<input type="text" value="1"/>	1	<input type="text" value="0"/>	1
<u>American Indian or Alaska Native</u>	<input type="text" value="0"/>	<input type="text" value="0"/>	<input type="text" value="0"/>	0	<input type="text" value="0"/>	0
<u>Asian</u>	<input type="text" value="0"/>	<input type="text" value="0"/>	<input type="text" value="1"/>	1	<input type="text" value="0"/>	1
<u>Black or African American</u>	<input type="text" value="0"/>	<input type="text" value="0"/>	<input type="text" value="0"/>	0	<input type="text" value="0"/>	0
<u>Native Hawaiian or Other Pacific Islander</u>	<input type="text" value="0"/>	<input type="text" value="0"/>	<input type="text" value="0"/>	0	<input type="text" value="0"/>	0
<u>White</u>	<input type="text" value="0"/>	<input type="text" value="0"/>	<input type="text" value="0"/>	0	<input type="text" value="0"/>	0
Two or more races	<input type="text" value="0"/>	<input type="text" value="0"/>	<input type="text" value="0"/>	0	<input type="text" value="0"/>	0
<u>Race/ethnicity unknown</u>	<input type="text" value="0"/>	<input type="text" value="0"/>	<input type="text" value="0"/>	0	<input type="text" value="0"/>	0
<b>Total men</b>	<b>0</b>	<b>0</b>	<b>2</b>	<b>2</b>	<b>0</b>	<b>2</b>

**Women**

Enrolled for <u>credit</u>	Degree/certificate-seeking			Total degree/certificate-seeking	Non-degree/ non-certificate-seeking	Total, <u>part-time</u> <u>undergraduate</u> students
	<u>First-time</u>	<u>Non-first-time</u>				
		<u>Transfer-in</u>	<u>Continuing/ Returning</u>			
<u>U.S. Nonresident</u>	<input type="text" value="0"/>	<input type="text" value="0"/>	<input type="text" value="0"/>	0	<input type="text" value="0"/>	0
<u>Hispanic/Latino</u>	<input type="text" value="0"/>	<input type="text" value="0"/>	<input type="text" value="0"/>	0	<input type="text" value="0"/>	0
<u>American Indian or Alaska Native</u>	<input type="text" value="0"/>	<input type="text" value="0"/>	<input type="text" value="0"/>	0	<input type="text" value="0"/>	0
<u>Asian</u>	<input type="text" value="0"/>	<input type="text" value="0"/>	<input type="text" value="0"/>	0	<input type="text" value="0"/>	0
<u>Black or African American</u>	<input type="text" value="0"/>	<input type="text" value="0"/>	<input type="text" value="1"/>	1	<input type="text" value="0"/>	1
<u>Native Hawaiian or Other Pacific Islander</u>	<input type="text" value="0"/>	<input type="text" value="0"/>	<input type="text" value="0"/>	0	<input type="text" value="0"/>	0
<u>White</u>	<input type="text" value="3"/>	<input type="text" value="0"/>	<input type="text" value="2"/>	5	<input type="text" value="0"/>	5
Two or more races	<input type="text" value="0"/>	<input type="text" value="0"/>	<input type="text" value="0"/>	0	<input type="text" value="0"/>	0
<u>Race/ethnicity unknown</u>	<input type="text" value="0"/>	<input type="text" value="0"/>	<input type="text" value="0"/>	0	<input type="text" value="0"/>	0
<b>Total women</b>	<b>3</b>	<b>0</b>	<b>3</b>	<b>6</b>	<b>0</b>	<b>6</b>
<b>Grand total (men+women)</b>	<b>3</b>	<b>0</b>	<b>5</b>	<b>8</b>	<b>0</b>	<b>8</b>
<b>Grand total (men+women) 2020-21</b>	<b>1</b>	<b>4</b>	<b>4</b>	<b>9</b>		<b>9</b>

Institution: University of Colorado Boulder (126614)

User ID: p1266141

## Part A - Fall Enrollment for Part-time Undergraduate Students: CIP CODE:14.0000

Enrollment as of the institution's official fall reporting date or as of **October 15, 2022**

CIP CODE: 14.0000 – Engineering

Part-time undergraduate students

- Report Hispanic/Latino individuals of any race as Hispanic/Latino
- Report race for non-Hispanic/Latino individuals only

**Men**

Enrolled for <u>credit</u>	Degree/certificate-seeking			Total degree/certificate-seeking	Non-degree/ non-certificate-seeking	Total, <u>part-time</u> <u>undergraduate</u> students
	First-time	Non-first-time				
		Transfer-in	Continuing/ Returning			
<u>U.S. Nonresident</u>	<input type="text" value="0"/>	<input type="text" value="0"/>	<input type="text" value="8"/>	8	<input type="text" value="0"/>	8
<u>Hispanic/Latino</u>	<input type="text" value="0"/>	<input type="text" value="2"/>	<input type="text" value="21"/>	23	<input type="text" value="0"/>	23
<u>American Indian or Alaska Native</u>	<input type="text" value="0"/>	<input type="text" value="0"/>	<input type="text" value="0"/>	0	<input type="text" value="0"/>	0
<u>Asian</u>	<input type="text" value="0"/>	<input type="text" value="0"/>	<input type="text" value="9"/>	9	<input type="text" value="0"/>	9
<u>Black or African American</u>	<input type="text" value="0"/>	<input type="text" value="2"/>	<input type="text" value="1"/>	3	<input type="text" value="0"/>	3
<u>Native Hawaiian or Other Pacific Islander</u>	<input type="text" value="0"/>	<input type="text" value="0"/>	<input type="text" value="0"/>	0	<input type="text" value="0"/>	0
<u>White</u>	<input type="text" value="0"/>	<input type="text" value="4"/>	<input type="text" value="96"/>	100	<input type="text" value="0"/>	100
Two or more races	<input type="text" value="0"/>	<input type="text" value="1"/>	<input type="text" value="6"/>	7	<input type="text" value="0"/>	7
<u>Race and ethnicity unknown</u>	<input type="text" value="0"/>	<input type="text" value="0"/>	<input type="text" value="1"/>	1	<input type="text" value="0"/>	1
<b>Total men</b>	<b>0</b>	<b>9</b>	<b>142</b>	<b>151</b>	<b>0</b>	<b>151</b>

**Women**

Enrolled for <u>credit</u>	Degree/certificate-seeking			Total degree/certificate-seeking	Non-degree/ non-certificate-seeking	Total, <u>part-time</u> <u>undergraduate</u> students
	First-time	Non-first-time				
		Transfer-in	Continuing/ Returning			
<u>U.S. Nonresident</u>	<input type="text" value="0"/>	<input type="text" value="0"/>	<input type="text" value="3"/>	3	<input type="text" value="0"/>	3
<u>Hispanic/Latino</u>	<input type="text" value="0"/>	<input type="text" value="0"/>	<input type="text" value="6"/>	6	<input type="text" value="0"/>	6
<u>American Indian or Alaska Native</u>	<input type="text" value="0"/>	<input type="text" value="0"/>	<input type="text" value="0"/>	0	<input type="text" value="0"/>	0
<u>Asian</u>	<input type="text" value="0"/>	<input type="text" value="0"/>	<input type="text" value="2"/>	2	<input type="text" value="0"/>	2
<u>Black or African American</u>	<input type="text" value="0"/>	<input type="text" value="0"/>	<input type="text" value="1"/>	1	<input type="text" value="0"/>	1
<u>Native Hawaiian or Other Pacific Islander</u>	<input type="text" value="0"/>	<input type="text" value="0"/>	<input type="text" value="0"/>	0	<input type="text" value="0"/>	0
<u>White</u>	<input type="text" value="0"/>	<input type="text" value="0"/>	<input type="text" value="30"/>	30	<input type="text" value="0"/>	30
Two or more races	<input type="text" value="0"/>	<input type="text" value="0"/>	<input type="text" value="6"/>	6	<input type="text" value="0"/>	6
<u>Race and ethnicity unknown</u>	<input type="text" value="0"/>	<input type="text" value="0"/>	<input type="text" value="0"/>	0	<input type="text" value="0"/>	0
<b>Total women</b>	<b>0</b>	<b>0</b>	<b>48</b>	<b>48</b>	<b>0</b>	<b>48</b>
<b>Grand total (men+women)</b>	<b>0</b>	<b>9</b>	<b>190</b>	<b>199</b>	<b>0</b>	<b>199</b>
<b>Grand total (men+women) 2020-21</b>	<b>5</b>	<b>16</b>	<b>161</b>	<b>182</b>		<b>182</b>

Institution: University of Colorado Boulder (126614)

User ID: p1266141

Part A - Fall Enrollment for Part-time Undergraduate Students: CIP CODE:26.0000

Enrollment as of the institution's **official fall reporting date** or as of **October 15, 2022**

CIP CODE: 26.0000 – Biological and Biomedical Sciences

Part-time undergraduate students

- Report Hispanic/Latino individuals of any race as Hispanic/Latino
- Report race for non-Hispanic/Latino individuals only

**Men**

Enrolled for <u>credit</u>	Degree/certificate-seeking			Total degree/certificate-seeking	Non-degree/ non-certificate-seeking	Total, <u>part-time</u> <u>undergraduate</u> students
	<u>First-time</u>	<u>Non-first-time</u>				
		<u>Transfer-in</u>	<u>Continuing/ Returning</u>			
<u>U.S. Nonresident</u>	0	1	0	1	0	1
<u>Hispanic/Latino</u>	0	2	17	19	0	19
<u>American Indian or Alaska Native</u>	0	0	0	0	0	0
<u>Asian</u>	0	0	6	6	0	6
<u>Black or African American</u>	0	0	1	1	0	1
<u>Native Hawaiian or Other Pacific Islander</u>	0	0	0	0	0	0
<u>White</u>	2	3	66	71	0	71
Two or more races	0	0	7	7	0	7
<u>Race and ethnicity unknown</u>	0	0	0	0	0	0
<b>Total men</b>	<b>2</b>	<b>6</b>	<b>97</b>	<b>105</b>	<b>0</b>	<b>105</b>

**Women**

Enrolled for <u>credit</u>	Degree/certificate-seeking			Total degree/certificate-seeking	Non-degree/ non-certificate-seeking	Total, <u>part-time</u> <u>undergraduate</u> students
	<u>First-time</u>	<u>Non-first-time</u>				
		<u>Transfer-in</u>	<u>Continuing/ Returning</u>			
<u>U.S. Nonresident</u>	0	0	0	0	0	0
<u>Hispanic/Latino</u>	1	2	20	23	0	23
<u>American Indian or Alaska Native</u>	0	0	0	0	0	0
<u>Asian</u>	0	1	8	9	0	9
<u>Black or African American</u>	0	0	4	4	0	4
<u>Native Hawaiian or Other Pacific Islander</u>	0	0	0	0	0	0
<u>White</u>	7	6	83	96	0	96
Two or more races	1	0	8	9	0	9
<u>Race and ethnicity unknown</u>	0	0	1	1	0	1
<b>Total women</b>	<b>9</b>	<b>9</b>	<b>124</b>	<b>142</b>	<b>0</b>	<b>142</b>
<b>Grand total (men+women)</b>	<b>11</b>	<b>15</b>	<b>221</b>	<b>247</b>	<b>0</b>	<b>247</b>
<b>Grand total (men+women) 2020-21</b>	<b>12</b>	<b>20</b>	<b>247</b>	<b>279</b>		<b>279</b>

Institution: University of Colorado Boulder (126614)

User ID: p1266141

Part A - Fall Enrollment for Part-time Undergraduate Students: CIP CODE:27.0000

Enrollment as of the institution's **official fall reporting date** or as of **October 15, 2022**

CIP CODE: 27.0000 – Mathematics and Statistics

Part-time undergraduate students

- Report Hispanic/Latino individuals of any race as Hispanic/Latino
- Report race for non-Hispanic/Latino individuals only

**Men**

Enrolled for <u>credit</u>	Degree/certificate-seeking			Total degree/certificate-seeking	Non-degree/ non-certificate-seeking	Total, <u>part-time</u> <u>undergraduate</u> students
	First-time	Non-first-time				
		Transfer-in	Continuing/ Returning			
<u>U.S. Nonresident</u>	<input type="text" value="0"/>	<input type="text" value="0"/>	<input type="text" value="3"/>	3	<input type="text" value="0"/>	3
<u>Hispanic/Latino</u>	<input type="text" value="0"/>	<input type="text" value="0"/>	<input type="text" value="3"/>	3	<input type="text" value="0"/>	3
<u>American Indian or Alaska Native</u>	<input type="text" value="0"/>	<input type="text" value="0"/>	<input type="text" value="1"/>	1	<input type="text" value="0"/>	1
<u>Asian</u>	<input type="text" value="0"/>	<input type="text" value="0"/>	<input type="text" value="7"/>	7	<input type="text" value="0"/>	7
<u>Black or African American</u>	<input type="text" value="0"/>	<input type="text" value="0"/>	<input type="text" value="0"/>	0	<input type="text" value="0"/>	0
<u>Native Hawaiian or Other Pacific Islander</u>	<input type="text" value="0"/>	<input type="text" value="0"/>	<input type="text" value="0"/>	0	<input type="text" value="0"/>	0
<u>White</u>	<input type="text" value="0"/>	<input type="text" value="2"/>	<input type="text" value="16"/>	18	<input type="text" value="0"/>	18
Two or more races	<input type="text" value="0"/>	<input type="text" value="0"/>	<input type="text" value="1"/>	1	<input type="text" value="0"/>	1
<u>Race/ethnicity unknown</u>	<input type="text" value="0"/>	<input type="text" value="0"/>	<input type="text" value="2"/>	2	<input type="text" value="0"/>	2
<b>Total men</b>	<b>0</b>	<b>2</b>	<b>33</b>	<b>35</b>	<b>0</b>	<b>35</b>

**Women**

Enrolled for <u>credit</u>	Degree/certificate-seeking			Total degree/certificate-seeking	Non-degree/ non-certificate-seeking	Total, <u>part-time</u> <u>undergraduate</u> students
	First-time	Non-first-time				
		Transfer-in	Continuing/ Returning			
<u>U.S. Nonresident</u>	<input type="text" value="0"/>	<input type="text" value="0"/>	<input type="text" value="0"/>	0	<input type="text" value="0"/>	0
<u>Hispanic/Latino</u>	<input type="text" value="0"/>	<input type="text" value="0"/>	<input type="text" value="2"/>	2	<input type="text" value="0"/>	2
<u>American Indian or Alaska Native</u>	<input type="text" value="0"/>	<input type="text" value="0"/>	<input type="text" value="0"/>	0	<input type="text" value="0"/>	0
<u>Asian</u>	<input type="text" value="0"/>	<input type="text" value="0"/>	<input type="text" value="3"/>	3	<input type="text" value="0"/>	3
<u>Black or African American</u>	<input type="text" value="0"/>	<input type="text" value="0"/>	<input type="text" value="1"/>	1	<input type="text" value="0"/>	1
<u>Native Hawaiian or Other Pacific Islander</u>	<input type="text" value="0"/>	<input type="text" value="0"/>	<input type="text" value="0"/>	0	<input type="text" value="0"/>	0
<u>White</u>	<input type="text" value="0"/>	<input type="text" value="0"/>	<input type="text" value="6"/>	6	<input type="text" value="0"/>	6
Two or more races	<input type="text" value="0"/>	<input type="text" value="0"/>	<input type="text" value="0"/>	0	<input type="text" value="0"/>	0
<u>Race/ethnicity unknown</u>	<input type="text" value="0"/>	<input type="text" value="0"/>	<input type="text" value="0"/>	0	<input type="text" value="0"/>	0
<b>Total women</b>	<b>0</b>	<b>0</b>	<b>12</b>	<b>12</b>	<b>0</b>	<b>12</b>
<b>Grand total (men+women)</b>	<b>0</b>	<b>2</b>	<b>45</b>	<b>47</b>	<b>0</b>	<b>47</b>
<b>Grand total (men+women) 2020-21</b>		<b>2</b>	<b>47</b>	<b>49</b>		<b>49</b>

Institution: University of Colorado Boulder (126614)

User ID: p1266141

## Part A - Fall Enrollment for Part-time Undergraduate Students: CIP CODE:40.0000

Enrollment as of the institution's official fall reporting date or as of October 15, 2022

CIP CODE: 40.0000 -- Physical Sciences

Part-time undergraduate students

- Report Hispanic/Latino individuals of any race as Hispanic/Latino
- Report race for non-Hispanic/Latino individuals only

**Men**

Enrolled for <u>credit</u>	Degree/certificate-seeking			Total degree/certificate-seeking	Non-degree/ non-certificate-seeking	Total, <u>part-time</u> <u>undergraduate</u> students
	First-time	Non-first-time				
		Transfer-in	Continuing/ Returning			
<u>U.S. Nonresident</u>	<input type="text" value="0"/>	<input type="text" value="0"/>	<input type="text" value="2"/>	2	<input type="text" value="0"/>	2
<u>Hispanic/Latino</u>	<input type="text" value="0"/>	<input type="text" value="2"/>	<input type="text" value="7"/>	9	<input type="text" value="0"/>	9
<u>American Indian or Alaska Native</u>	<input type="text" value="0"/>	<input type="text" value="0"/>	<input type="text" value="0"/>	0	<input type="text" value="0"/>	0
<u>Asian</u>	<input type="text" value="0"/>	<input type="text" value="0"/>	<input type="text" value="6"/>	6	<input type="text" value="0"/>	6
<u>Black or African American</u>	<input type="text" value="0"/>	<input type="text" value="0"/>	<input type="text" value="0"/>	0	<input type="text" value="0"/>	0
<u>Native Hawaiian or Other Pacific Islander</u>	<input type="text" value="0"/>	<input type="text" value="0"/>	<input type="text" value="0"/>	0	<input type="text" value="0"/>	0
<u>White</u>	<input type="text" value="0"/>	<input type="text" value="2"/>	<input type="text" value="52"/>	54	<input type="text" value="0"/>	54
Two or more races	<input type="text" value="0"/>	<input type="text" value="0"/>	<input type="text" value="5"/>	5	<input type="text" value="0"/>	5
<u>Race and ethnicity unknown</u>	<input type="text" value="0"/>	<input type="text" value="0"/>	<input type="text" value="1"/>	1	<input type="text" value="0"/>	1
<b>Total men</b>	<b>0</b>	<b>4</b>	<b>73</b>	<b>77</b>	<b>0</b>	<b>77</b>

**Women**

Enrolled for <u>credit</u>	Degree/certificate-seeking			Total degree/certificate-seeking	Non-degree/ non-certificate-seeking	Total, <u>part-time</u> <u>undergraduate</u> students
	First-time	Non-first-time				
		Transfer-in	Continuing/ Returning			
<u>U.S. Nonresident</u>	<input type="text" value="0"/>	<input type="text" value="1"/>	<input type="text" value="0"/>	1	<input type="text" value="0"/>	1
<u>Hispanic/Latino</u>	<input type="text" value="0"/>	<input type="text" value="1"/>	<input type="text" value="4"/>	5	<input type="text" value="0"/>	5
<u>American Indian or Alaska Native</u>	<input type="text" value="0"/>	<input type="text" value="0"/>	<input type="text" value="0"/>	0	<input type="text" value="0"/>	0
<u>Asian</u>	<input type="text" value="0"/>	<input type="text" value="0"/>	<input type="text" value="0"/>	0	<input type="text" value="0"/>	0
<u>Black or African American</u>	<input type="text" value="0"/>	<input type="text" value="0"/>	<input type="text" value="1"/>	1	<input type="text" value="0"/>	1
<u>Native Hawaiian or Other Pacific Islander</u>	<input type="text" value="0"/>	<input type="text" value="0"/>	<input type="text" value="0"/>	0	<input type="text" value="0"/>	0
<u>White</u>	<input type="text" value="0"/>	<input type="text" value="5"/>	<input type="text" value="10"/>	15	<input type="text" value="0"/>	15
Two or more races	<input type="text" value="0"/>	<input type="text" value="1"/>	<input type="text" value="0"/>	1	<input type="text" value="0"/>	1
<u>Race and ethnicity unknown</u>	<input type="text" value="0"/>	<input type="text" value="0"/>	<input type="text" value="0"/>	0	<input type="text" value="0"/>	0
<b>Total women</b>	<b>0</b>	<b>8</b>	<b>15</b>	<b>23</b>	<b>0</b>	<b>23</b>
<b>Grand total (men+women)</b>	<b>0</b>	<b>12</b>	<b>88</b>	<b>100</b>	<b>0</b>	<b>100</b>
<b>Grand total (men+women) 2020-21</b>	<b>3</b>	<b>8</b>	<b>113</b>	<b>124</b>		<b>124</b>



Institution: University of Colorado Boulder (126614)

User ID: p1266141

## Part A - Fall Enrollment for Part-time Undergraduate Students: CIP CODE:52.0000

Enrollment as of the institution's **official fall reporting date** or as of **October 15, 2022**

CIP CODE: 52.0000 – Business, Management, Marketing and Related Support Services

Part-time undergraduate students

- Report Hispanic/Latino individuals of any race as Hispanic/Latino
- Report race for non-Hispanic/Latino individuals only

**Men**

Enrolled for <u>credit</u>	Degree/certificate-seeking			Total degree/certificate-seeking	Non-degree/ non-certificate-seeking	Total, <u>part-time</u> <u>undergraduate</u> students
	<u>First-time</u>	<u>Non-first-time</u>				
		<u>Transfer-in</u>	<u>Continuing/ Returning</u>			
<u>U.S. Nonresident</u>	<input type="text" value="0"/>	<input type="text" value="0"/>	<input type="text" value="0"/>	0	<input type="text" value="0"/>	0
<u>Hispanic/Latino</u>	<input type="text" value="0"/>	<input type="text" value="4"/>	<input type="text" value="7"/>	11	<input type="text" value="0"/>	11
<u>American Indian or Alaska Native</u>	<input type="text" value="0"/>	<input type="text" value="0"/>	<input type="text" value="1"/>	1	<input type="text" value="0"/>	1
<u>Asian</u>	<input type="text" value="0"/>	<input type="text" value="0"/>	<input type="text" value="5"/>	5	<input type="text" value="0"/>	5
<u>Black or African American</u>	<input type="text" value="0"/>	<input type="text" value="0"/>	<input type="text" value="0"/>	0	<input type="text" value="0"/>	0
<u>Native Hawaiian or Other Pacific Islander</u>	<input type="text" value="0"/>	<input type="text" value="0"/>	<input type="text" value="0"/>	0	<input type="text" value="0"/>	0
<u>White</u>	<input type="text" value="7"/>	<input type="text" value="1"/>	<input type="text" value="61"/>	69	<input type="text" value="0"/>	69
Two or more races	<input type="text" value="0"/>	<input type="text" value="1"/>	<input type="text" value="3"/>	4	<input type="text" value="0"/>	4
<u>Race and ethnicity unknown</u>	<input type="text" value="0"/>	<input type="text" value="0"/>	<input type="text" value="0"/>	0	<input type="text" value="0"/>	0
<b>Total men</b>	<b>7</b>	<b>6</b>	<b>77</b>	<b>90</b>	<b>0</b>	<b>90</b>

**Women**

Enrolled for <u>credit</u>	Degree/certificate-seeking			Total degree/certificate-seeking	Non-degree/ non-certificate-seeking	Total, <u>part-time</u> <u>undergraduate</u> students
	<u>First-time</u>	<u>Non-first-time</u>				
		<u>Transfer-in</u>	<u>Continuing/ Returning</u>			
<u>U.S. Nonresident</u>	<input type="text" value="0"/>	<input type="text" value="0"/>	<input type="text" value="2"/>	2	<input type="text" value="0"/>	2
<u>Hispanic/Latino</u>	<input type="text" value="0"/>	<input type="text" value="4"/>	<input type="text" value="5"/>	9	<input type="text" value="0"/>	9
<u>American Indian or Alaska Native</u>	<input type="text" value="0"/>	<input type="text" value="0"/>	<input type="text" value="0"/>	0	<input type="text" value="0"/>	0
<u>Asian</u>	<input type="text" value="0"/>	<input type="text" value="0"/>	<input type="text" value="5"/>	5	<input type="text" value="0"/>	5
<u>Black or African American</u>	<input type="text" value="0"/>	<input type="text" value="0"/>	<input type="text" value="2"/>	2	<input type="text" value="0"/>	2
<u>Native Hawaiian or Other Pacific Islander</u>	<input type="text" value="0"/>	<input type="text" value="0"/>	<input type="text" value="0"/>	0	<input type="text" value="0"/>	0
<u>White</u>	<input type="text" value="3"/>	<input type="text" value="1"/>	<input type="text" value="20"/>	24	<input type="text" value="0"/>	24
Two or more races	<input type="text" value="0"/>	<input type="text" value="1"/>	<input type="text" value="0"/>	1	<input type="text" value="0"/>	1
<u>Race and ethnicity unknown</u>	<input type="text" value="0"/>	<input type="text" value="0"/>	<input type="text" value="0"/>	0	<input type="text" value="0"/>	0
<b>Total women</b>	<b>3</b>	<b>6</b>	<b>34</b>	<b>43</b>	<b>0</b>	<b>43</b>
<b>Grand total (men+women)</b>	<b>10</b>	<b>12</b>	<b>111</b>	<b>133</b>	<b>0</b>	<b>133</b>
<b>Grand total (men+women) 2020-21</b>	<b>6</b>	<b>5</b>	<b>149</b>	<b>160</b>		<b>160</b>

Institution: University of Colorado Boulder (126614)

User ID: p1266141

## Part A - Fall Enrollment for Undergraduate Students Total

Enrollment as of the institution's official fall reporting date or as of **October 15, 2022**Undergraduate Students**Men**

Students enrolled for credit	Total full-time undergraduate students	Total part-time undergraduate students	Grand total, all undergraduate students
<u>U.S. Nonresident</u>	651	41	<b>692</b>
<u>Hispanic/Latino</u>	1,879	198	<b>2,077</b>
<u>American Indian or Alaska Native</u>	21	6	<b>27</b>
<u>Asian</u>	902	105	<b>1,007</b>
<u>Black or African American</u>	301	24	<b>325</b>
<u>Native Hawaiian or Other Pacific Islander</u>	12	2	<b>14</b>
<u>White</u>	10,525	863	<b>11,388</b>
Two or more races	987	89	<b>1,076</b>
<u>Race and ethnicity unknown</u>	108	23	<b>131</b>
<b>Total men</b>	<b>15,386</b>	<b>1,351</b>	<b>16,737</b>

**Women**

Students enrolled for credit	Total full-time students	Total part-time students	Grand total, all students
<u>U.S. Nonresident</u>	292	17	<b>309</b>
<u>Hispanic/Latino</u>	1,817	157	<b>1,974</b>
<u>American Indian or Alaska Native</u>	19	4	<b>23</b>
<u>Asian</u>	877	51	<b>928</b>
<u>Black or African American</u>	196	25	<b>221</b>
<u>Native Hawaiian or Other Pacific Islander</u>	17	0	<b>17</b>
<u>White</u>	9,140	639	<b>9,779</b>
Two or more races	897	57	<b>954</b>
<u>Race and ethnicity unknown</u>	87	5	<b>92</b>
<b>Total women</b>	<b>13,342</b>	<b>955</b>	<b>14,297</b>

<b>Grand Total (men+women)</b>	<b>28,728</b>	<b>2,306</b>	<b>31,034</b>
--------------------------------	---------------	--------------	---------------

Institution: University of Colorado Boulder (126614)

User ID: p1266141

## Part A - Fall Enrollment for Graduate Students

Enrollment as of the institution's official fall reporting date or as of **October 15, 2022**Graduate Students

## Race/Ethnicity Reporting Reminder:

- Report Hispanic/Latino individuals of any race as Hispanic/Latino
- Report race for non-Hispanic/Latino individuals only

## Graduate Student Reporting Reminder:

- Report all postbaccalaureate degree and certificate students as graduate students, including any doctor's-professional practice students (formerly first-professional)
- Even though Teacher Preparation certificate programs may require a bachelor's degree for admission, they are considered subbaccalaureate undergraduate programs, and students in these programs are undergraduate students.

**Men**

Enrolled for <u>credit</u>	Total <u>full-time</u>	Total <u>part-time</u>	Total graduate students
<u>U.S. Nonresident</u>	374	1,079	<b>1,453</b>
<u>Hispanic/Latino</u>	138	304	<b>442</b>
<u>American Indian or Alaska Native</u>	7	9	<b>16</b>
<u>Asian</u>	88	225	<b>313</b>
<u>Black or African American</u>	34	53	<b>87</b>
<u>Native Hawaiian or Other Pacific Islander</u>	0	3	<b>3</b>
<u>White</u>	849	1,638	<b>2,487</b>
Two or more races	43	114	<b>157</b>
<u>Race and ethnicity unknown</u>	24	96	<b>120</b>
<b>Total men</b>	<b>1,557</b>	<b>3,521</b>	<b>5,078</b>
Total men prior year	1,516	3,176	4,692

**Women**

Enrolled for <u>credit</u>	Total <u>full-time</u>	Total <u>part-time</u>	Total graduate students
<u>U.S. Nonresident</u>	235	391	<b>626</b>
<u>Hispanic/Latino</u>	147	209	<b>356</b>
<u>American Indian or Alaska Native</u>	19	5	<b>24</b>
<u>Asian</u>	73	157	<b>230</b>
<u>Black or African American</u>	31	38	<b>69</b>
<u>Native Hawaiian or Other Pacific Islander</u>	0	1	<b>1</b>
<u>White</u>	755	1,180	<b>1,935</b>
Two or more races	71	84	<b>155</b>
<u>Race and ethnicity unknown</u>	21	56	<b>77</b>
<b>Total women</b>	<b>1,352</b>	<b>2,121</b>	<b>3,473</b>
Total women prior year	1,390	2,032	3,422

<b>Grand total (men+women)</b>	<b>2,909</b>	<b>5,642</b>	<b>8,551</b>
Grand total (men+women) prior year	2,906	5,208	8,114

Institution: University of Colorado Boulder (126614)

## Part A - Fall Enrollment for Graduate Students: CIP CODE:13.0000

**Enrollment as of the institution's official fall reporting date or as of October 15, 2022**

CIP CODE: 13.0000 – Education

Graduate students

- Report Hispanic/Latino individuals of any race as Hispanic/Latino
- Report race for non-Hispanic/Latino individuals only
- Report all postbaccalaureate degree and certificate students as graduate students, including any doctor's-professional practice students (formerly first-professional)

**Men**

Students enrolled for <u>credit</u>	Total <u>full-time</u>	Total <u>part-time</u>	Total graduate students
<u>U.S. Nonresident</u>	<input type="text" value="1"/>	<input type="text" value="0"/>	<b>1</b>
<u>Hispanic/Latino</u>	<input type="text" value="2"/>	<input type="text" value="9"/>	<b>11</b>
<u>American Indian or Alaska Native</u>	<input type="text" value="0"/>	<input type="text" value="0"/>	<b>0</b>
<u>Asian</u>	<input type="text" value="0"/>	<input type="text" value="1"/>	<b>1</b>
<u>Black or African American</u>	<input type="text" value="3"/>	<input type="text" value="1"/>	<b>4</b>
<u>Native Hawaiian or Other Pacific Islander</u>	<input type="text" value="0"/>	<input type="text" value="0"/>	<b>0</b>
<u>White</u>	<input type="text" value="16"/>	<input type="text" value="17"/>	<b>33</b>
Two or more races	<input type="text" value="0"/>	<input type="text" value="2"/>	<b>2</b>
<u>Race and ethnicity unknown</u>	<input type="text" value="0"/>	<input type="text" value="0"/>	<b>0</b>
<b>Total men</b>	<b>22</b>	<b>30</b>	<b>52</b>

**Women**

Students enrolled for <u>credit</u>	Total <u>full-time</u>	Total <u>part-time</u>	Total graduate students
<u>U.S. Nonresident</u>	<input type="text" value="8"/>	<input type="text" value="1"/>	<b>9</b>
<u>Hispanic/Latino</u>	<input type="text" value="10"/>	<input type="text" value="22"/>	<b>32</b>
<u>American Indian or Alaska Native</u>	<input type="text" value="1"/>	<input type="text" value="0"/>	<b>1</b>
<u>Asian</u>	<input type="text" value="0"/>	<input type="text" value="8"/>	<b>8</b>
<u>Black or African American</u>	<input type="text" value="2"/>	<input type="text" value="4"/>	<b>6</b>
<u>Native Hawaiian or Other Pacific Islander</u>	<input type="text" value="0"/>	<input type="text" value="0"/>	<b>0</b>
<u>White</u>	<input type="text" value="26"/>	<input type="text" value="76"/>	<b>102</b>
Two or more races	<input type="text" value="3"/>	<input type="text" value="2"/>	<b>5</b>
<u>Race and ethnicity unknown</u>	<input type="text" value="0"/>	<input type="text" value="2"/>	<b>2</b>
<b>Total women</b>	<b>50</b>	<b>115</b>	<b>165</b>

<b>Grand total (men+women)</b>	<b>72</b>	<b>145</b>	<b>217</b>
<b>Grand total (men+women) 2020-21</b>	<b>104</b>	<b>239</b>	<b>343</b>

Institution: University of Colorado Boulder (126614)

User ID: p1266141

## Part A - Fall Enrollment for Graduate Students: CIP CODE:14.0000

**Enrollment as of the institution's official fall reporting date or as of October 15, 2022**

CIP CODE: 14.0000 – Engineering

Graduate students

- Report Hispanic/Latino individuals of any race as Hispanic/Latino
- Report race for non-Hispanic/Latino individuals only
- Report all postbaccalaureate degree and certificate students as graduate students, including any doctor's-professional practice students (formerly first-professional)

**Men**

Students enrolled for <u>credit</u>	Total <u>full-time</u>	Total <u>part-time</u>	Total graduate students
<u>U.S. Nonresident</u>	141	367	<b>508</b>
<u>Hispanic/Latino</u>	33	95	<b>128</b>
<u>American Indian or Alaska Native</u>	0	2	<b>2</b>
<u>Asian</u>	23	58	<b>81</b>
<u>Black or African American</u>	3	13	<b>16</b>
<u>Native Hawaiian or Other Pacific Islander</u>	0	0	<b>0</b>
<u>White</u>	199	502	<b>701</b>
Two or more races	12	34	<b>46</b>
<u>Race and ethnicity unknown</u>	7	14	<b>21</b>
<b>Total men</b>	<b>418</b>	<b>1,085</b>	<b>1,503</b>

**Women**

Students enrolled for <u>credit</u>	Total <u>full-time</u>	Total <u>part-time</u>	Total graduate students
<u>U.S. Nonresident</u>	46	105	<b>151</b>
<u>Hispanic/Latino</u>	11	27	<b>38</b>
<u>American Indian or Alaska Native</u>	3	2	<b>5</b>
<u>Asian</u>	10	28	<b>38</b>
<u>Black or African American</u>	2	6	<b>8</b>
<u>Native Hawaiian or Other Pacific Islander</u>	0	0	<b>0</b>
<u>White</u>	82	231	<b>313</b>
Two or more races	17	20	<b>37</b>
<u>Race and ethnicity unknown</u>	4	7	<b>11</b>
<b>Total women</b>	<b>175</b>	<b>426</b>	<b>601</b>

<b>Grand total (men+women)</b>	<b>593</b>	<b>1,511</b>	<b>2,104</b>
<b>Grand total (men+women) 2020-21</b>	<b>530</b>	<b>1,158</b>	<b>1,688</b>

Institution: University of Colorado Boulder (126614)

User ID: p1266141

## Part A - Fall Enrollment for Graduate Students: CIP CODE:26.0000

Enrollment as of the institution's **official fall reporting date** or as of **October 15, 2022**

CIP CODE: 26.0000 – Biological and Biomedical Sciences

Graduate students

- Report Hispanic/Latino individuals of any race as Hispanic/Latino
- Report race for non-Hispanic/Latino individuals only
- Report all postbaccalaureate degree and certificate students as graduate students, including any doctor's-professional practice students (formerly first-professional)

**Men**

Students enrolled for <u>credit</u>	Total <u>full-time</u>	Total <u>part-time</u>	Total graduate students
<u>U.S. Nonresident</u>	<input type="text" value="2"/>	<input type="text" value="16"/>	<b>18</b>
<u>Hispanic/Latino</u>	<input type="text" value="2"/>	<input type="text" value="12"/>	<b>14</b>
<u>American Indian or Alaska Native</u>	<input type="text" value="0"/>	<input type="text" value="1"/>	<b>1</b>
<u>Asian</u>	<input type="text" value="1"/>	<input type="text" value="6"/>	<b>7</b>
<u>Black or African American</u>	<input type="text" value="2"/>	<input type="text" value="0"/>	<b>2</b>
<u>Native Hawaiian or Other Pacific Islander</u>	<input type="text" value="0"/>	<input type="text" value="0"/>	<b>0</b>
<u>White</u>	<input type="text" value="12"/>	<input type="text" value="74"/>	<b>86</b>
Two or more races	<input type="text" value="4"/>	<input type="text" value="7"/>	<b>11</b>
<u>Race and ethnicity unknown</u>	<input type="text" value="0"/>	<input type="text" value="1"/>	<b>1</b>
<b>Total men</b>	<b>23</b>	<b>117</b>	<b>140</b>

**Women**

Students enrolled for <u>credit</u>	Total <u>full-time</u>	Total <u>part-time</u>	Total graduate students
<u>U.S. Nonresident</u>	<input type="text" value="5"/>	<input type="text" value="14"/>	<b>19</b>
<u>Hispanic/Latino</u>	<input type="text" value="4"/>	<input type="text" value="16"/>	<b>20</b>
<u>American Indian or Alaska Native</u>	<input type="text" value="0"/>	<input type="text" value="2"/>	<b>2</b>
<u>Asian</u>	<input type="text" value="1"/>	<input type="text" value="10"/>	<b>11</b>
<u>Black or African American</u>	<input type="text" value="2"/>	<input type="text" value="3"/>	<b>5</b>
<u>Native Hawaiian or Other Pacific Islander</u>	<input type="text" value="0"/>	<input type="text" value="0"/>	<b>0</b>
<u>White</u>	<input type="text" value="12"/>	<input type="text" value="92"/>	<b>104</b>
Two or more races	<input type="text" value="0"/>	<input type="text" value="7"/>	<b>7</b>
<u>Race and ethnicity unknown</u>	<input type="text" value="0"/>	<input type="text" value="2"/>	<b>2</b>
<b>Total women</b>	<b>24</b>	<b>146</b>	<b>170</b>

<b>Grand total (men+women)</b>	<b>47</b>	<b>263</b>	<b>310</b>
<b>Grand total (men+women) 2020-21</b>	<b>62</b>	<b>225</b>	<b>287</b>

Institution: University of Colorado Boulder (126614)

User ID: p1266141

## Part A - Fall Enrollment for Graduate Students: CIP CODE:27.0000

Enrollment as of the institution's **official fall reporting date** or as of **October 15, 2022**

CIP CODE: 27.0000 – Mathematics and Statistics

Graduate students

- Report Hispanic/Latino individuals of any race as Hispanic/Latino
- Report race for non-Hispanic/Latino individuals only
- Report all postbaccalaureate degree and certificate students as graduate students, including any doctor's-professional practice students (formerly first-professional)

**Men**

Students enrolled for <u>credit</u>	Total <u>full-time</u>	Total <u>part-time</u>	Total graduate students
<u>U.S. Nonresident</u>	<input type="text" value="6"/>	<input type="text" value="10"/>	<b>16</b>
<u>Hispanic/Latino</u>	<input type="text" value="2"/>	<input type="text" value="4"/>	<b>6</b>
<u>American Indian or Alaska Native</u>	<input type="text" value="0"/>	<input type="text" value="0"/>	<b>0</b>
<u>Asian</u>	<input type="text" value="6"/>	<input type="text" value="5"/>	<b>11</b>
<u>Black or African American</u>	<input type="text" value="1"/>	<input type="text" value="1"/>	<b>2</b>
<u>Native Hawaiian or Other Pacific Islander</u>	<input type="text" value="0"/>	<input type="text" value="0"/>	<b>0</b>
<u>White</u>	<input type="text" value="33"/>	<input type="text" value="40"/>	<b>73</b>
Two or more races	<input type="text" value="1"/>	<input type="text" value="1"/>	<b>2</b>
<u>Race/ethnicity unknown</u>	<input type="text" value="1"/>	<input type="text" value="0"/>	<b>1</b>
<b>Total men</b>	<b>50</b>	<b>61</b>	<b>111</b>

**Women**

Students enrolled for <u>credit</u>	Total <u>full-time</u>	Total <u>part-time</u>	Total graduate students
<u>U.S. Nonresident</u>	<input type="text" value="0"/>	<input type="text" value="5"/>	<b>5</b>
<u>Hispanic/Latino</u>	<input type="text" value="2"/>	<input type="text" value="3"/>	<b>5</b>
<u>American Indian or Alaska Native</u>	<input type="text" value="0"/>	<input type="text" value="0"/>	<b>0</b>
<u>Asian</u>	<input type="text" value="1"/>	<input type="text" value="3"/>	<b>4</b>
<u>Black or African American</u>	<input type="text" value="0"/>	<input type="text" value="0"/>	<b>0</b>
<u>Native Hawaiian or Other Pacific Islander</u>	<input type="text" value="0"/>	<input type="text" value="0"/>	<b>0</b>
<u>White</u>	<input type="text" value="11"/>	<input type="text" value="25"/>	<b>36</b>
Two or more races	<input type="text" value="0"/>	<input type="text" value="1"/>	<b>1</b>
<u>Race/ethnicity unknown</u>	<input type="text" value="1"/>	<input type="text" value="0"/>	<b>1</b>
<b>Total women</b>	<b>15</b>	<b>37</b>	<b>52</b>

<b>Grand total (men+women)</b>	<b>65</b>	<b>98</b>	<b>163</b>
<b>Grand total (men+women) 2020-21</b>	<b>76</b>	<b>88</b>	<b>164</b>

Institution: University of Colorado Boulder (126614)

User ID: p1266141

## Part A - Fall Enrollment for Graduate Students: CIP CODE:40.0000

**Enrollment as of the institution's official fall reporting date or as of October 15, 2022**

CIP CODE: 40.0000 -- Physical Sciences

Graduate students

- Report Hispanic/Latino individuals of any race as Hispanic/Latino
- Report race for non-Hispanic/Latino individuals only
- Report all postbaccalaureate degree and certificate students as graduate students, including any doctor's-professional practice students (formerly first-professional)

**Men**

Students enrolled for <u>credit</u>	Total <u>full-time</u>	Total <u>part-time</u>	Total graduate students
<u>U.S. Nonresident</u>	15	103	118
<u>Hispanic/Latino</u>	3	28	31
<u>American Indian or Alaska Native</u>	0	0	0
<u>Asian</u>	1	15	16
<u>Black or African American</u>	2	0	2
<u>Native Hawaiian or Other Pacific Islander</u>	0	0	0
<u>White</u>	44	195	239
Two or more races	1	17	18
<u>Race and ethnicity unknown</u>	1	7	8
<b>Total men</b>	<b>67</b>	<b>365</b>	<b>432</b>

**Women**

Students enrolled for <u>credit</u>	Total <u>full-time</u>	Total <u>part-time</u>	Total graduate students
<u>U.S. Nonresident</u>	7	35	42
<u>Hispanic/Latino</u>	3	22	25
<u>American Indian or Alaska Native</u>	0	0	0
<u>Asian</u>	0	3	3
<u>Black or African American</u>	1	2	3
<u>Native Hawaiian or Other Pacific Islander</u>	0	0	0
<u>White</u>	38	112	150
Two or more races	3	6	9
<u>Race and ethnicity unknown</u>	0	3	3
<b>Total women</b>	<b>52</b>	<b>183</b>	<b>235</b>

<b>Grand total (men+women)</b>	<b>119</b>	<b>548</b>	<b>667</b>
<b>Grand total (men+women) 2020-21</b>	<b>108</b>	<b>524</b>	<b>632</b>



Institution: University of Colorado Boulder (126614)

## Part A - Fall Enrollment for Graduate Students: CIP CODE:52.0000

Enrollment as of the institution's **official fall reporting date** or as of **October 15, 2022**

CIP CODE: 52.0000 – Business, Management, Marketing and Related Support Services

Graduate students

- Report Hispanic/Latino individuals of any race as Hispanic/Latino
- Report race for non-Hispanic/Latino individuals only
- Report all postbaccalaureate degree and certificate students as graduate students, including any doctor's-professional practice students (formerly first-professional)

**Men**

Students enrolled for <u>credit</u>	Total <u>full-time</u>	Total <u>part-time</u>	Total graduate students
<u>U.S. Nonresident</u>	43	18	61
<u>Hispanic/Latino</u>	25	17	42
<u>American Indian or Alaska Native</u>	1	1	2
<u>Asian</u>	12	15	27
<u>Black or African American</u>	3	6	9
<u>Native Hawaiian or Other Pacific Islander</u>	0	0	0
<u>White</u>	154	130	284
Two or more races	7	5	12
<u>Race and ethnicity unknown</u>	1	5	6
<b>Total men</b>	<b>246</b>	<b>197</b>	<b>443</b>

**Women**

Students enrolled for <u>credit</u>	Total <u>full-time</u>	Total <u>part-time</u>	Total graduate students
<u>U.S. Nonresident</u>	35	13	48
<u>Hispanic/Latino</u>	5	26	31
<u>American Indian or Alaska Native</u>	0	0	0
<u>Asian</u>	15	14	29
<u>Black or African American</u>	2	4	6
<u>Native Hawaiian or Other Pacific Islander</u>	0	0	0
<u>White</u>	87	133	220
Two or more races	10	10	20
<u>Race and ethnicity unknown</u>	0	0	0
<b>Total women</b>	<b>154</b>	<b>200</b>	<b>354</b>
<b>Grand total (men+women)</b>	<b>400</b>	<b>397</b>	<b>797</b>
<b>Grand total (men+women) 2020-21</b>	<b>536</b>	<b>375</b>	<b>911</b>

Institution: University of Colorado Boulder (126614)

User ID: p1266141

## Part A - Fall Enrollment for Graduate Students: CIP CODE:22.0101

**Enrollment as of the institution's official fall reporting date or as of October 15, 2022**

CIP CODE: 22.0101 – Law (LL.B., J.D.)

- Report Hispanic/Latino individuals of any race as Hispanic/Latino
- Report race for non-Hispanic/Latino individuals only

**Men**

Students enrolled for <u>credit</u>	Total <u>full-time</u>	Total <u>part-time</u>	Total
<u>U.S. Nonresident</u>	5	0	5
<u>Hispanic/Latino</u>	34	0	34
<u>American Indian or Alaska Native</u>	6	0	6
<u>Asian</u>	19	0	19
<u>Black or African American</u>	7	0	7
<u>Native Hawaiian or Other Pacific Islander</u>	0	0	0
<u>White</u>	158	0	158
Two or more races	2	0	2
<u>Race and ethnicity unknown</u>	4	0	4
<b>Total men</b>	<b>235</b>	<b>0</b>	<b>235</b>

**Women**

Students enrolled for <u>credit</u>	Total <u>full-time</u>	Total <u>part-time</u>	Total
<u>U.S. Nonresident</u>	3	0	3
<u>Hispanic/Latino</u>	50	0	50
<u>American Indian or Alaska Native</u>	11	0	11
<u>Asian</u>	14	0	14
<u>Black or African American</u>	11	0	11
<u>Native Hawaiian or Other Pacific Islander</u>	0	0	0
<u>White</u>	168	1	169
Two or more races	12	0	12
<u>Race and ethnicity unknown</u>	5	0	5
<b>Total women</b>	<b>274</b>	<b>1</b>	<b>275</b>
<b>Grand total (men+women)</b>	<b>509</b>	<b>1</b>	<b>510</b>
<b>Grand total (men+women) 2020-21</b>	<b>525</b>		<b>525</b>

Institution: University of Colorado Boulder (126614)

User ID: p1266141

## Part A - Fall Enrollment - Summary - Grand Totals

## Fall Enrollment Summary

## Men

Students enrolled for credit	Total full-time students	Total part-time students	Grand total, all students
<u>U.S. Nonresident</u>	1,025	1,120	2,145
<u>Hispanic/Latino</u>	2,017	502	2,519
<u>American Indian or Alaska Native</u>	28	15	43
<u>Asian</u>	990	330	1,320
<u>Black or African American</u>	335	77	412
<u>Native Hawaiian or Other Pacific Islander</u>	12	5	17
<u>White</u>	11,374	2,501	13,875
Two or more races	1,030	203	1,233
<u>Race and ethnicity unknown</u>	132	119	251
<b>Total men</b>	<b>16,943</b>	<b>4,872</b>	<b>21,815</b>

## Women

Students enrolled for credit	Total full-time students	Total part-time students	Grand total, all students
<u>U.S. Nonresident</u>	527	408	935
<u>Hispanic/Latino</u>	1,964	366	2,330
<u>American Indian or Alaska Native</u>	38	9	47
<u>Asian</u>	950	208	1,158
<u>Black or African American</u>	227	63	290
<u>Native Hawaiian or Other Pacific Islander</u>	17	1	18
<u>White</u>	9,895	1,819	11,714
Two or more races	968	141	1,109
<u>Race and ethnicity unknown</u>	108	61	169
<b>Total women</b>	<b>14,694</b>	<b>3,076</b>	<b>17,770</b>

<b>Grand Total (men+women)</b>	<b>31,637</b>	<b>7,948</b>	<b>39,585</b>
--------------------------------	---------------	--------------	---------------

Institution: University of Colorado Boulder (126614)

User ID: p1266141

## Part A - Fall Enrollment - Summary: CIP CODE:13.0000

**Fall Enrollment Totals**

CIP CODE: 13.0000 -- Education

**Men**

Students enrolled for credit	Total full-time students	Total part-time students	Grand total, all students
<u>U.S. Nonresident</u>	1	0	1
<u>Hispanic/Latino</u>	5	10	15
<u>American Indian or Alaska Native</u>	0	0	0
<u>Asian</u>	1	2	3
<u>Black or African American</u>	5	1	6
<u>Native Hawaiian or Other Pacific Islander</u>	0	0	0
<u>White</u>	37	17	54
Two or more races	2	2	4
<u>Race and ethnicity unknown</u>	0	0	0
<b>Total men</b>	<b>51</b>	<b>32</b>	<b>83</b>

**Women**

Students enrolled for credit	Total full-time students	Total part-time students	Grand total, all students
<u>U.S. Nonresident</u>	9	1	10
<u>Hispanic/Latino</u>	47	22	69
<u>American Indian or Alaska Native</u>	2	0	2
<u>Asian</u>	7	8	15
<u>Black or African American</u>	4	5	9
<u>Native Hawaiian or Other Pacific Islander</u>	0	0	0
<u>White</u>	231	81	312
Two or more races	22	2	24
<u>Race and ethnicity unknown</u>	1	2	3
<b>Total women</b>	<b>323</b>	<b>121</b>	<b>444</b>

<b>Grand Total (men+women)</b>	<b>374</b>	<b>153</b>	<b>527</b>
--------------------------------	------------	------------	------------

Institution: University of Colorado Boulder (126614)

User ID: p1266141

## Part A - Fall Enrollment - Summary: CIP CODE:14.0000

**Fall Enrollment Totals**

CIP CODE: 14.0000 -- Engineering

**Men**

Students enrolled for credit	Total full-time students	Total part-time students	Grand total, all students
<u>U.S. Nonresident</u>	356	375	731
<u>Hispanic/Latino</u>	397	118	515
<u>American Indian or Alaska Native</u>	2	2	4
<u>Asian</u>	195	67	262
<u>Black or African American</u>	33	16	49
<u>Native Hawaiian or Other Pacific Islander</u>	1	0	1
<u>White</u>	1,834	602	2,436
Two or more races	184	41	225
<u>Race and ethnicity unknown</u>	27	15	42
<b>Total men</b>	<b>3,029</b>	<b>1,236</b>	<b>4,265</b>

**Women**

Students enrolled for credit	Total full-time students	Total part-time students	Grand total, all students
<u>U.S. Nonresident</u>	112	108	220
<u>Hispanic/Latino</u>	157	33	190
<u>American Indian or Alaska Native</u>	4	2	6
<u>Asian</u>	132	30	162
<u>Black or African American</u>	20	7	27
<u>Native Hawaiian or Other Pacific Islander</u>	3	0	3
<u>White</u>	853	261	1,114
Two or more races	110	26	136
<u>Race and ethnicity unknown</u>	13	7	20
<b>Total women</b>	<b>1,404</b>	<b>474</b>	<b>1,878</b>

<b>Grand Total (men+women)</b>	<b>4,433</b>	<b>1,710</b>	<b>6,143</b>
--------------------------------	--------------	--------------	--------------

Institution: University of Colorado Boulder (126614)

User ID: p1266141

## Part A - Fall Enrollment - Summary: CIP CODE:26.0000

**Fall Enrollment Totals**

CIP CODE: 26.0000 -- Biological and Biomedical Sciences

**Men**

Students enrolled for credit	Total full-time students	Total part-time students	Grand total, all students
<u>U.S. Nonresident</u>	30	17	47
<u>Hispanic/Latino</u>	172	31	203
<u>American Indian or Alaska Native</u>	1	1	2
<u>Asian</u>	118	12	130
<u>Black or African American</u>	38	1	39
<u>Native Hawaiian or Other Pacific Islander</u>	0	0	0
<u>White</u>	794	145	939
Two or more races	94	14	108
<u>Race and ethnicity unknown</u>	5	1	6
<b>Total men</b>	<b>1,252</b>	<b>222</b>	<b>1,474</b>

**Women**

Students enrolled for credit	Total full-time students	Total part-time students	Grand total, all students
<u>U.S. Nonresident</u>	35	14	49
<u>Hispanic/Latino</u>	340	39	379
<u>American Indian or Alaska Native</u>	4	2	6
<u>Asian</u>	205	19	224
<u>Black or African American</u>	59	7	66
<u>Native Hawaiian or Other Pacific Islander</u>	4	0	4
<u>White</u>	1,469	188	1,657
Two or more races	167	16	183
<u>Race and ethnicity unknown</u>	12	3	15
<b>Total women</b>	<b>2,295</b>	<b>288</b>	<b>2,583</b>

<b>Grand Total (men+women)</b>	<b>3,547</b>	<b>510</b>	<b>4,057</b>
--------------------------------	--------------	------------	--------------

Institution: University of Colorado Boulder (126614)

User ID: p1266141

## Part A - Fall Enrollment - Summary: CIP CODE:27.0000

**Fall Enrollment Totals**

CIP CODE: 27.0000 -- Mathematics and Statistics

**Men**

Students enrolled for credit	Total full-time students	Total part-time students	Grand total, all students
<u>U.S. Nonresident</u>	18	13	31
<u>Hispanic/Latino</u>	21	7	28
<u>American Indian or Alaska Native</u>	0	1	1
<u>Asian</u>	31	12	43
<u>Black or African American</u>	5	1	6
<u>Native Hawaiian or Other Pacific Islander</u>	0	0	0
<u>White</u>	186	58	244
Two or more races	20	2	22
<u>Race and ethnicity unknown</u>	2	2	4
<b>Total men</b>	<b>283</b>	<b>96</b>	<b>379</b>

**Women**

Students enrolled for credit	Total full-time students	Total part-time students	Grand total, all students
<u>U.S. Nonresident</u>	6	5	11
<u>Hispanic/Latino</u>	23	5	28
<u>American Indian or Alaska Native</u>	0	0	0
<u>Asian</u>	17	6	23
<u>Black or African American</u>	1	1	2
<u>Native Hawaiian or Other Pacific Islander</u>	0	0	0
<u>White</u>	92	31	123
Two or more races	10	1	11
<u>Race and ethnicity unknown</u>	4	0	4
<b>Total women</b>	<b>153</b>	<b>49</b>	<b>202</b>

<b>Grand Total (men+women)</b>	<b>436</b>	<b>145</b>	<b>581</b>
--------------------------------	------------	------------	------------

Institution: University of Colorado Boulder (126614)

User ID: p1266141

## Part A - Fall Enrollment - Summary: CIP CODE:40.0000

**Fall Enrollment Totals**

CIP CODE: 40.0000 -- Physical Sciences

**Men**

Students enrolled for credit	Total full-time students	Total part-time students	Grand total, all students
<u>U.S. Nonresident</u>	87	105	192
<u>Hispanic/Latino</u>	83	37	120
<u>American Indian or Alaska Native</u>	2	0	2
<u>Asian</u>	36	21	57
<u>Black or African American</u>	6	0	6
<u>Native Hawaiian or Other Pacific Islander</u>	0	0	0
<u>White</u>	449	249	698
Two or more races	36	22	58
<u>Race and ethnicity unknown</u>	1	8	9
<b>Total men</b>	<b>700</b>	<b>442</b>	<b>1,142</b>

**Women**

Students enrolled for credit	Total full-time students	Total part-time students	Grand total, all students
<u>U.S. Nonresident</u>	26	36	62
<u>Hispanic/Latino</u>	39	27	66
<u>American Indian or Alaska Native</u>	1	0	1
<u>Asian</u>	16	3	19
<u>Black or African American</u>	6	3	9
<u>Native Hawaiian or Other Pacific Islander</u>	0	0	0
<u>White</u>	274	127	401
Two or more races	30	7	37
<u>Race and ethnicity unknown</u>	4	3	7
<b>Total women</b>	<b>396</b>	<b>206</b>	<b>602</b>

<b>Grand Total (men+women)</b>	<b>1,096</b>	<b>648</b>	<b>1,744</b>
--------------------------------	--------------	------------	--------------



Institution: University of Colorado Boulder (126614)

User ID: p1266141

## Part A - Fall Enrollment - Summary: CIP CODE:52.0000

**Fall Enrollment Totals**

CIP CODE: 52.0000 -- Business, Management, Marketing and Related Support Services

**Men**

Students enrolled for credit	Total full-time students	Total part-time students	Grand total, all students
<u>U.S. Nonresident</u>	97	18	115
<u>Hispanic/Latino</u>	336	28	364
<u>American Indian or Alaska Native</u>	4	2	6
<u>Asian</u>	136	20	156
<u>Black or African American</u>	39	6	45
<u>Native Hawaiian or Other Pacific Islander</u>	1	0	1
<u>White</u>	2,095	199	2,294
Two or more races	181	9	190
<u>Race and ethnicity unknown</u>	20	5	25
<b>Total men</b>	<b>2,909</b>	<b>287</b>	<b>3,196</b>

**Women**

Students enrolled for credit	Total full-time students	Total part-time students	Grand total, all students
<u>U.S. Nonresident</u>	75	15	90
<u>Hispanic/Latino</u>	195	35	230
<u>American Indian or Alaska Native</u>	2	0	2
<u>Asian</u>	125	19	144
<u>Black or African American</u>	15	6	21
<u>Native Hawaiian or Other Pacific Islander</u>	1	0	1
<u>White</u>	1,163	157	1,320
Two or more races	119	11	130
<u>Race and ethnicity unknown</u>	8	0	8
<b>Total women</b>	<b>1,703</b>	<b>243</b>	<b>1,946</b>

<b>Grand Total (men+women)</b>	<b>4,612</b>	<b>530</b>	<b>5,142</b>
--------------------------------	--------------	------------	--------------

Institution: University of Colorado Boulder (126614)

Part A - Fall Enrollment- Gender Unknown or another gender than Men/Women categories

**Part A - Fall Enrollment - Gender Unknown or another gender than Provided Categories**

- The 'gender unknown' category is to report students for whom the institution does not know a gender.
- Institutions should not ask students that do not select a binary gender to allocate themselves to a binary gender category; it is up to the institution to allocate unknown students and students that indicate another gender into the binary categories throughout the forms where required. One commonly used method to allocate students is to use the known portion of men to women.

Is your institution able to report another gender for the 2022-23 data collection? If you indicate 'No', your institution should leave the cells in the rows for 'Another gender' blank (i.e., do not report 0). If you indicate 'Yes', but no students identified as another gender, please enter '0'.

Undergraduate students:

- Yes
- No

Graduate students:

- Yes
- No

Of the total students reported, how many students did you allocate to a binary gender category (Men/Women) because their gender was unknown or another gender than the provided categories?


	Number of students	
	Undergraduate students	Graduate students
<b>Grand total</b>	<b>31,034</b>	<b>8,551</b>
Gender unknown (i.e., gender information is not known or not collected).	0	0
<b>Another gender</b> (i.e., gender information is known but does not fall into either of the mutually exclusive binary categories provided [Men/Women]).	17	46
<b>Total of Gender unknown + Another gender</b>	<b>17</b>	<b>46</b>
<b>Total of Students for whom gender is known and falls into one of the mutually exclusive binary categories provided [Men/Women]</b>	<b>31,017</b>	<b>8,505</b>


Institution: University of Colorado Boulder (126614)

User ID: p1266141

Part A - Fall Enrollment by Distance Education Status

Enrollment as of the institution's **official fall reporting date** or as of **October 15, 2022**

	Undergraduate Students		Graduate Students
	Degree/certificate-seeking	Non-degree/non-certificate-seeking	
 Enrolled <i>exclusively</i> in <u>distance education courses</u>	<input type="text" value="931"/>	<input type="text" value="141"/>	<input type="text" value="2,084"/>
Enrolled in <i>at least one</i> but not all distance education courses	<input checked="" type="checkbox"/> <input type="text" value="9,957"/>	<input type="text" value="50"/>	<input type="text" value="620"/>
<i>Not enrolled</i> in any distance education courses	<input checked="" type="checkbox"/> <b>19,710</b>	<b>245</b>	<b>5,847</b>
<b>Total (from prior part A screens)</b>	<b>30,598</b>	<b>436</b>	<b>8,551</b>

 You may use the box below to provide additional context for the data you have reported above. Context notes will be posted on the College Navigator website. Therefore, you should write all context notes using proper grammar (e.g., complete sentences with punctuation) and common language that can be easily understood by students and parents (e.g., spell out acronyms).

Distance education numbers decreased from the previous year due to more courses being offered in person thanks to the improving conditions surrounding COVID-19.

Institution: University of Colorado Boulder (126614)

User ID: p1266141

Part A - Fall Enrollment by Distance Education Status

Of those students *exclusively* enrolled in distance education courses, report the number that are:

		Undergraduate Students		Graduate Students
		Degree/certificate-seeking	Non-degree/non-certificate-seeking	
Located in	CO	542	96	556
Located in the U.S. but not in	CO	371	39	1,160
Located in the U.S. but state/jurisdiction unknown		2	0	1
Located outside the U.S.		14	6	367
Location unknown/unreported		2	0	0
<b>Total students exclusively enrolled in distance education (from section above)</b>		<b>931</b>	<b>141</b>	<b>2,084</b>

Institution: University of Colorado Boulder (126614)

User ID: p1266141

## Part B - Fall Enrollment by Age and Gender for Full-time Undergraduate Students

Enrollment as of the institution's official fall reporting date or as of October 15, 2022NOTE: These data are **optional** this year.

Age	Full-time Undergraduate Students	
	Men	Women
Under 18	130	214
18-19	6,240	6,067
20-21	6,247	5,800
22-24	2,065	1,010
25-29	499	164
30-34	144	49
35-39	43	18
40-49	17	16
50-64	1	4
65 and over	0	0
Age unknown/unreported	0	0
<b>Total full-time undergraduate students (from part A)</b>	<b>15,386</b>	<b>13,342</b>

Institution: University of Colorado Boulder (126614)

User ID: p1266141

## Part B - Fall Enrollment by Age and Gender for Part-time Undergraduate Students

Enrollment as of the institution's **official fall reporting date** or as of **October 15, 2022**NOTE: These data are **optional** this year.

Age	Part-time Undergraduate Students	
	Men	Women
Under 18	18	16
18-19	149	113
20-21	299	207
22-24	418	299
25-29	241	143
30-34	121	67
35-39	49	45
40-49	33	40
50-64	21	22
65 and over	2	3
Age unknown/unreported	0	0
<b>Total part-time undergraduate students (from part A)</b>	<b>1,351</b>	<b>955</b>

Institution: University of Colorado Boulder (126614)

User ID: p1266141

## Part B - Fall Enrollment by Age and Gender for Full-time Graduate Students

Enrollment as of the institution's official fall reporting date or as of October 15, 2022NOTE: These data are **optional** this year.

Age	Full-time Graduate Students	
	Men	Women
Under 18	<input type="text" value="0"/>	<input type="text" value="0"/>
18-19	<input type="text" value="0"/>	<input type="text" value="0"/>
20-21	<input type="text" value="49"/>	<input type="text" value="45"/>
22-24	<input type="text" value="603"/>	<input type="text" value="562"/>
25-29	<input type="text" value="567"/>	<input type="text" value="473"/>
30-34	<input type="text" value="216"/>	<input type="text" value="160"/>
35-39	<input type="text" value="66"/>	<input type="text" value="65"/>
40-49	<input type="text" value="41"/>	<input type="text" value="38"/>
50-64	<input type="text" value="15"/>	<input type="text" value="9"/>
65 and over	<input type="text" value="0"/>	<input type="text" value="0"/>
Age unknown/unreported	0	0
<b>Total full-time graduate students (from part A)</b>	<b>1,557</b>	<b>1,352</b>

Institution: University of Colorado Boulder (126614)

User ID: p1266141

## Part B - Fall Enrollment by Age and Gender for Part-time Graduate Students

Enrollment as of the institution's **official fall reporting date** or as of **October 15, 2022**NOTE: These data are **optional** this year.

Age	Part-time Graduate Students	
	Men	Women
Under 18	0	0
18-19	4	1
20-21	28	24
22-24	653	459
25-29	1,469	861
30-34	602	363
35-39	348	186
40-49	292	174
50-64	115	50
65 and over	10	3
Age unknown/unreported	0	0
<b>Total part-time graduate students (from part A)</b>	<b>3,521</b>	<b>2,121</b>




Institution: University of Colorado Boulder (126614)

User ID: p1266141

**Part C - Screening Question**

Did any of your **first-time degree/certificate-seeking undergraduate** students (reported in Part A) enroll within 12 months of graduating high school or receiving their GED?

- No, we do not have any first-time students who enrolled within 12 months of their high school graduation.
- Yes, we have first-time students who enrolled within 12 months of their high school graduation.

 You may use the box below to provide additional context for the data you have reported above. Context notes will be posted on the College Navigator website. Therefore, you should write all context notes using proper grammar (e.g., complete sentences with punctuation) and common language that can be easily understood by students and parents (e.g., spell out acronyms).

Institution: University of Colorado Boulder (126614)

User ID: p1266141

Part C - Residence of First-time Undergraduates

Enrollment as of the institution's **official fall reporting date** or as of **October 15, 2022**

Enter **at least one** zero, where applicable, to verify that the screen has not been skipped.

State of <u>residence</u> when student was first admitted	FIPS Code	<b>i</b> Total <u>first-time</u> degree/certificate-seeking undergraduates (1)	Of students in column 1, those who enrolled within 12 months of high school graduation or receiving their GED (2)
Alabama	01	5	5
Alaska	02	5	5
Arizona	04	49	47
Arkansas	05	10	9
California	06	759	728
Colorado	08	3,788	3,632
Connecticut	09	87	81
Delaware	10	4	4
District of Columbia	11	16	16
Florida	12	91	84
Georgia	13	77	71
Hawaii	15	17	17
Idaho	16	16	15
Illinois	17	302	292
Indiana	18	29	29
Iowa	19	8	8
Kansas	20	18	18
Kentucky	21	12	12
Louisiana	22	13	12
Maine	23	9	7

Institution: University of Colorado Boulder (126614)

User ID: p1266141

## Part C - Residence of First-time Undergraduates

Enrollment as of the institution's **official fall reporting date** or as of **October 15, 2022**Enter **at least one** zero, where applicable, to verify that the screen has not been skipped.

State of <u>residence</u> when student was first admitted	FIPS Code	Total <u>first-time</u> degree/certificate-seeking undergraduates (1)	Of students in column 1, those who enrolled within 12 months of high school graduation or receiving their GED (2)
Maryland	24	90	86
Massachusetts	25	151	147
Michigan	26	60	58
Minnesota	27	82	80
Mississippi	28	3	3
Missouri	29	45	44
Montana	30	4	4
Nebraska	31	6	6
Nevada	32	17	17
New Hampshire	33	18	18
New Jersey	34	124	121
New Mexico	35	11	10
New York	36	138	133
North Carolina	37	52	49
North Dakota	38	2	2
Ohio	39	58	58
Oklahoma	40	14	13
Oregon	41	50	49
Pennsylvania	42	101	99
Rhode Island	44	7	7

Institution: University of Colorado Boulder (126614)


User ID: p1266141

Part C - Residence of First-time Undergraduates

Enrollment as of the institution's **official fall reporting date** or as of **October 15, 2022**

Enter **at least one** zero, where applicable, to verify that the screen has not been skipped.

State of <u>residence</u> when student was first admitted	FIPS Code	Total <u>first-time</u> degree/certificate-seeking undergraduates (1)	Of students in column 1, those who enrolled within 12 months of high school graduation or receiving their GED (2)
South Carolina	45	<input type="text" value="18"/>	<input type="text" value="16"/>
South Dakota	46	<input type="text" value="4"/>	<input type="text" value="4"/>
Tennessee	47	<input type="text" value="36"/>	<input type="text" value="34"/>
Texas	48	<input type="text" value="305"/>	<input type="text" value="292"/>
Utah	49	<input type="text" value="9"/>	<input type="text" value="8"/>
Vermont	50	<input type="text" value="9"/>	<input type="text" value="5"/>
Virginia	51	<input type="text" value="93"/>	<input type="text" value="90"/>
Washington	53	<input type="text" value="108"/>	<input type="text" value="104"/>
West Virginia	54	<input type="text" value="1"/>	<input type="text" value="0"/>
Wisconsin	55	<input type="text" value="44"/>	<input type="text" value="42"/>
Wyoming	56	<input type="text" value="5"/>	<input type="text" value="5"/>
<u>State Unknown</u>	57	<input type="text"/>	<input type="text"/>
American Samoa	60	<input type="text"/>	<input type="text"/>
Federated States of Micronesia	64	<input type="text"/>	<input type="text"/>
Guam	66	<input type="text"/>	<input type="text"/>
Marshall Islands	68	<input type="text"/>	<input type="text"/>
Northern Marianas	69	<input type="text"/>	<input type="text"/>
Palau	70	<input type="text"/>	<input type="text"/>
Puerto Rico	72	<input type="text" value="3"/>	<input type="text" value="3"/>
Virgin Islands	78	<input type="text" value="1"/>	<input type="text" value="0"/>
Foreign Countries	90	<input type="text" value="118"/>	<input type="text" value="75"/>
Residence unknown/unreported	98	<input type="text" value="0"/>	<input type="text"/>
<b>Total first-time degree/certificate-seeking undergraduates (from Part A)</b>		<b>7,102</b>	<b>6,774</b>

 You may use the box below to provide additional context for the data you have reported above. Context notes will be posted on the College Navigator website. Therefore, you should write all context notes using proper grammar (e.g., complete sentences with punctuation) and common language that can be easily understood by students and parents (e.g., spell out acronyms).

Institution: University of Colorado Boulder (126614)

User ID: p1266141

## Part D - Total Undergraduate Entering Class

## Total Undergraduate Entering Class, Fall 2022

D1	Total full-time, first-time degree/certificate-seeking <u>undergraduates</u> from Part A (GR <u>cohort</u> )	7,027
D2	Total <u>first-time</u> degree/certificate-seeking undergraduates (full-time + part-time) from Part A	7,102
D3	Total <u>transfer-in (non-first-time entering)</u> , degree/certificate-seeking undergraduates (full-time + part-time) from Part A	1,446
D4	Total <u>non-degree/non-certificate-seeking</u> undergraduates (full-time + part-time) from Part A	436
D5	Of the total non-degree/non-certificate-seeking undergraduates displayed on line D4, <b>the number that are new to the institution in Fall 2022</b>	154
D6	Total <u>entering students</u> at the undergraduate level <b>Note:</b> This is calculated as first-time students (line D2) + students transferring to the institution (line D3) + non-degree/non-certificate-seeking undergraduates entering in Fall 2022 (line D5).	8,702
D7	Percentage of undergraduate entering class represented by your GR <u>cohort</u> (line D1/line D6)	81

Part E - First-time Bachelor's Cohort Retention Rates (Full-time)

**Retention Rates - Full-time, First-time Bachelor's Cohort from Fall 2021**


Academic reporters determine the cohort and retention as of the institution's official fall reporting date or as of October 15. Program reporters determine the cohort with enrollment any time between August 1 and October 31, 2021 and retention based on August 1, 2022.

The retention rate is calculated by the system after clicking "Save" on the screen. Exclusions are subtracted from and inclusions are added to the original cohort and the resulting adjusted cohort is used for calculating the retention rate.

Retention Data Reporting Reminders:

- Include only **full-time, first-time bachelor's** students in this cohort.
- Determine the full-time cohort using Fall 2021 status (e.g., if a student was full-time in Fall 2021, report them in the full-time cohort regardless of their Fall 2022 status).
- If there are no students to report in the cohort, enter zero. Do not leave the field blank.
- Report in the exclusions box (line E2a) the number of students from the cohort who left the institution for any of the following reasons: died or were totally and permanently disabled; to serve in the armed forces (including those called to active duty); to serve with a foreign aid service of the Federal Government (e.g., Peace Corps); or to serve on official church missions.
- Report in the inclusion box (line E2b) first-time bachelor's-seeking study abroad students who were excluded from the first-time cohort (line E1) but who have re-enrolled at the institution their second year.

FULL-TIME, FIRST-TIME BACHELOR'S COHORT RETENTION:			Prior year data (Fall 2020 cohort)	
<b>E1</b>	Full-time, first-time Fall 2021 bachelor's cohort	<input type="text" value="6,648"/>	6,230	
<b>E2a</b>	<u>Exclusions</u> from the Fall 2021 cohort	<input type="text" value="3"/>	0	
<b>E2b</b>	Inclusion to the Fall 2021 cohort	<input type="text" value="0"/>	0	
<b>E3</b>	<b>Adjusted</b> Fall 2021 cohort (line E1- E2a + E2b)	<b>6,645</b>	6,230	
<b>E4</b>	Students from Fall 2021 cohort <b>still enrolled</b> as of Fall 2022	<input type="text" value="5,833"/>	5,444	
<b>E5</b>	Full-time, first-time Fall 2021 bachelor's cohort retention rate (line E4 / line E3)	<b>88</b> %	87 %	

 The notes below provide context for the data you've reported above and **may** be posted on the College Navigator website. Choose one option that best explains your data or choose "Not Applicable" if you do not wish to provide context notes. If none of the options provided explain your institution's data, then choose "Other" and write your own context notes. Therefore, you should write all context notes using proper grammar (e.g., complete sentences with punctuation) and common language that can be easily understood by students and parents (e.g., spell out acronyms).

Institution: University of Colorado Boulder (126614)

User ID: p1266141

Part E - First-time Bachelor's Cohort Retention Rates (Part-time)

**Retention Rates - Part-time, First-time Bachelor's Cohort from Fall 2021**


Academic reporters determine the cohort and retention as of the institution's official fall reporting date or as of October 15. Program reporters determine the cohort with enrollment any time between August 1 and October 31, 2021 and retention based on August 1, 2022.

The retention rate is calculated by the system after clicking "Save" on the screen. Exclusions are subtracted from the original cohort and the resulting adjusted cohort is used for calculating the retention rate.

Retention Data Reporting Reminders:

- Include only **part-time, first-time bachelor's** students in this cohort.
- Determine part-time using Fall 2021 attendance status (e.g., if a student was part-time in Fall 2021, report them in the part-time cohort regardless of their Fall 2022 status).
- If there are no students to report in the cohort, enter zero. Do not leave the field blank.
- Report in the exclusions box (line E7a) the number of students from the cohort who left the institution for any of the following reasons: died or were totally and permanently disabled; to serve in the armed forces (including those called to active duty); to serve with a foreign aid service of the Federal Government (e.g., Peace Corps); or to serve on official church missions.
- Report in the inclusion box (line E7b) first-time bachelor's-seeking study abroad students who were excluded from the first-time cohort (line E6) but who have re-enrolled at the institution their second year.

PART-TIME, FIRST-TIME BACHELOR'S COHORT RETENTION:			Prior year data (Fall 2020 cohort)	
<b>E6</b>	Part-time, first-time Fall 2021 bachelor's cohort	<input type="text" value="79"/>	<b>90</b>	
<b>E7a</b>	<u>Exclusions</u> from the Fall 2021 cohort	<input type="text" value="5"/>	<b>0</b>	
<b>E7b</b>	Inclusions to the Fall 2021 cohort	<input type="text" value="0"/>	<b>0</b>	
<b>E8</b>	<b>Adjusted</b> Fall 2021 cohort (line E6 - E7a + E7b)	<b>74</b>	<b>90</b>	
<b>E9</b>	Students from Fall 2021 cohort <b>still enrolled</b> as of Fall 2022	<input type="text" value="45"/>	<b>59</b>	
<b>E10</b>	Part-time, first-time Fall 2021 bachelor's cohort retention rate (line E9 / line E8)	<b>61</b> %	<b>66</b> %	

 The notes below provide context for the data you've reported above and **may** be posted on the College Navigator website. Choose one option that best explains your data or choose "Not Applicable" if you do not wish to provide context notes. If none of the options provided explain your institution's data, then choose "Other" and write your own context notes. Therefore, you should write all context notes using proper grammar (e.g., complete sentences with punctuation) and common language that can be easily understood by students and parents (e.g., spell out acronyms).

Institution: University of Colorado Boulder (126614)

## Part F - Student-to-Faculty Ratio

### Student-to-Faculty Ratio

Please provide your institution's student-to-faculty ratio (i.e., student-to-instructional staff) for undergraduate programs for Fall 2022. The student-to-faculty ratio and any accompanying context that is provided will be displayed on College Navigator.

Note: Logic in this item is similar to item I-2 from the Common Data Set data collection.

Click [here](#) to use a worksheet to help you determine the student-to-faculty ratio


Student-to-faculty ratio

to 1

Student-to-faculty ratio prior year

18

to 1

 You may use the box below to provide additional context for the data you have reported above. Context notes will be posted on the College Navigator website. Therefore, you should write all context notes using proper grammar (e.g., complete sentences with punctuation) and common language that can be easily understood by students and parents (e.g., spell out acronyms).



Prepared by

Reporting Reminders:

- The name of the preparer is being collected so that we can follow up with the appropriate person in the event that there are questions concerning the data.
- The Keyholder will be copied on all email correspondence to other preparers.
- The time it took to prepare this component is being collected so that we can continue to improve our estimate of the reporting burden associated with IPEDS.
- Please include in your estimate the time it took for you to review instructions, query and search data sources, complete and review the component, and submit the data through the Data Collection System.
- Thank you for your assistance.

This survey component was prepared by:

<input type="radio"/>	Keyholder	<input type="radio"/>	SFA Contact	<input type="radio"/>	HR Contact
<input type="radio"/>	Finance Contact	<input type="radio"/>	Academic Library Contact	<input checked="" type="radio"/>	Other

Name:

Email:

How many staff from your institution only were involved in the data collection and reporting process of this survey component?

Number of Staff (including yourself)

How many hours did you and others from your institution only spend on each of the steps below when responding to this survey component?  
*Exclude the hours spent collecting data for state and other reporting purposes.*

Staff member	Collecting Data Needed	Revising Data to Match IPEDS Requirements	Entering Data	Revising and Locking Data
Your office	<input type="text" value="4.00"/> hours	<input type="text" value="0.00"/> hours	<input type="text" value="0.00"/> hours	<input type="text" value="0.00"/> hours
Other offices	<input type="text" value="0.00"/> hours	<input type="text" value="0.00"/> hours	<input type="text" value="0.00"/> hours	<input type="text" value="0.00"/> hours

Institution: University of Colorado Boulder (126614)

User ID: p1266141

## Summary

### Fall Enrollment Survey Summary

IPEDS collects important information regarding your institution. All data reported in IPEDS survey components become available in the IPEDS Data Center and appear as aggregated data in various Department of Education reports. Additionally, some of the reported data appears specifically for your institution through the College Navigator website and is included in your institution's Data Feedback Report (DFR). The purpose of this summary is to provide you an opportunity to view some of the data that, when accepted through the IPEDS quality control process, will appear on the College Navigator website and/or your DFR. College Navigator is updated approximately three months after the data collection period closes and Data Feedback Reports will be available through the [Data Center](#) and sent to your institution's CEO in November 2023.

Please review your data for accuracy. If you have questions about the data displayed below after reviewing the data reported on the survey screens, please contact the IPEDS Help Desk at: 1-877-225-2568 or [ipedshelp@rti.org](mailto:ipedshelp@rti.org).

## Four-Year Institutions with Graduate Students

Student Enrollment	
Total enrollment	39,585
Undergraduate enrollment	31,034
Undergraduate transfer-in enrollment	1,446
Graduate enrollment	8,551
Student-to-faculty ratio	18 to 1

Student Characteristics (All Students)	
Percent of all students who are female	45%
Percent of all students by race/ethnicity:	
American Indian or Alaska Native	0%
Asian	6%
Black or African American	2%
Hispanic/Latino	12%
Native Hawaiian or Pacific Islander	0%
White	65%
Two or More Races	6%
Race and ethnicity unknown	1%
U.S. Nonresident	8%

Undergraduate Student Characteristics	
Percent of undergraduates who are female	46%
Percent of undergraduates who are full-time	93%
Percent of undergraduates by race/ethnicity:	
American Indian or Alaska Native	0%
Asian	6%
Black or African American	2%
Hispanic/Latino	13%
Native Hawaiian or Pacific Islander	0%
White	68%
Two or More Races	7%
Race and ethnicity unknown	1%
U.S. Nonresident	3%

Undergraduate Retention and Graduation Rate Cohort	
First-time, full-time bachelor's seeking student retention rate	88%
First-time, part-time bachelor's seeking student retention rate	61%
Graduation rate cohort as percent of total entering students	81%

Graduate Student Characteristics	
----------------------------------	--

Percent of graduate students who are female	41%
Percent of graduate students who are full-time	34%

## Edit Report

## Fall Enrollment

Source	Description	Severity	Resolved	Options
<b>Global Edits</b>				
Perform Edits	The total number of first-time undergraduate students (7,102) in the Fall Enrollment component is different from the reported total number of first-time undergraduate students in the Admissions component (7,106). Please correct your data or explain the discrepancy. (Error #6824)	Explanation	Yes	
Reason	Fall enrollment sources enrollment data from end-of-term from the fall term compared to Admissions with uses fall census data. This difference is due to students who are retroactive withdrawals from the institution.			
<b>Screen: Part A - Fall Enrollment by Distance Education Status</b>				
Screen Entry	Your institution reported that you had 76% of your students enrolled "Enrolled in at least one but not all distance education courses" last year, but this year you reported 32.25% enrolled in "Enrolled in at least one but not all distance education courses" in Undergraduate Students. This is a larger shift than we would expect. Please correct your data or explain the discrepancy. (Error #6834)	Explanation	Yes	
Reason	Distance education numbers decreased from the previous year due to more courses being offered in person thanks to the improving conditions surrounding COVID-19.			
Screen Entry	Your institution reported that you had 18% of your students enrolled "Not enrolled in any distance education courses" last year, but this year you reported 64.30% enrolled in "Not enrolled in any distance education courses" in Undergraduate Students. This is a larger shift than we would expect. Please correct your data or explain the discrepancy. (Error #6835)	Explanation	Yes	
Reason	Distance education numbers decreased from the previous year due to more courses being offered in person thanks to the improving conditions surrounding COVID-19.			