

Institution: University of Colorado Boulder (126614)

User ID: P1266145

Part A - Mission Statement

1. Provide the institution's mission statement or a web address (URL) where the mission statement can be found. Typed statements are limited to 2,000 characters or less. The mission statement will be available to the public on College Navigator.

Mission Statement URL:

Please begin URL with "http://" or "https://"

Mission Statement

2. Are all the programs at your institution offered completely via distance education?

Yes

No

Part B - Admissions and Estimated Enrollment


1. Does your institution have an open admission policy for all or most entering first-time degree/certificate-seeking undergraduate-level students?

If the only requirement for admission is a high school diploma or GED/other equivalent, your institution is still considered open admission. Institutions that require only an Ability to Benefit or similar test beyond the diploma/equivalent, and only reject a very small number of students based on the test, are also considered open admission.

If your institution does not have an open admission policy, you will be expected to answer additional questions (B2, B3, and B4) regarding your admissions procedures and admissions yield.

Yes

No

 You may use the space below to provide context for the data you've reported above. These context notes will be posted on the College Navigator website, and should be written to be understood by students and parents.

Part B - Admission Requirements and Services - Admission Considerations

2. Please select the option that best describes how your institution uses any of the following data in its undergraduate selection process.

Admission Considerations	Required	Recommended	Neither Required nor Recommended	Don't Know
Secondary school GPA	<input checked="" type="radio"/>	<input type="radio"/>	<input type="radio"/>	<input type="radio"/>
Secondary school rank	<input type="radio"/>	<input checked="" type="radio"/>	<input type="radio"/>	<input type="radio"/>
Secondary school record	<input checked="" type="radio"/>	<input type="radio"/>	<input type="radio"/>	<input type="radio"/>
Completion of college-preparatory program	<input type="radio"/>	<input checked="" type="radio"/>	<input type="radio"/>	<input type="radio"/>
Recommendations	<input type="radio"/>	<input checked="" type="radio"/>	<input type="radio"/>	<input type="radio"/>
Formal demonstration of competencies (e.g., portfolios, certificates of mastery, assessment instruments)	<input type="radio"/>	<input type="radio"/>	<input checked="" type="radio"/>	<input type="radio"/>
Admission test scores				
<u>SAT / ACT</u>	<input checked="" type="radio"/>	<input type="radio"/>	<input type="radio"/>	<input type="radio"/>
Other Test (ABT, Wonderlic, WISC-III, etc.) Note: If this is the only requirement other than a diploma or equivalent, and few students are not admitted due to this test, please return to question 1 and indicate that your institution is open admission.	<input type="radio"/>	<input type="radio"/>	<input checked="" type="radio"/>	<input type="radio"/>
<u>TOEFL</u> (Test of English as a Foreign Language)	<input checked="" type="radio"/>	<input type="radio"/>	<input type="radio"/>	<input type="radio"/>

Part B - Admission Requirements and Services - Selection Process

3. Provide the number of first-time, degree/certificate-seeking undergraduate students who applied, who were admitted, and who enrolled (either full- or part-time) at your institution for the most recent Fall period available. Include early decision, early action, and students who began studies during the summer prior to the selected fall reporting period.

Remember that this question is only applicable to first-time students, do not include other students in these totals.

Only report students at levels that you indicated were offered in the IC Header. If you made an error in the IC Header, please call the IPEDS Help Desk and correct your error.


Select reporting period:	<input type="radio"/> Fall 2011	<input checked="" type="radio"/> Fall 2012	
	Men	Women	Total
Number of <u>applicants</u>	<input type="text" value="11,465"/>	<input type="text" value="10,279"/>	<input type="text" value="21,744"/>
Number of <u>admissions</u>	<input type="text" value="9,272"/>	<input type="text" value="8,900"/>	<input type="text" value="18,172"/>
Number (of admitted) that enrolled full-time	<input type="text" value="2,945"/>	<input type="text" value="2,483"/>	<input type="text" value="5,428"/>
Number (of admitted) that enrolled part-time	<input type="text" value="26"/>	<input type="text" value="18"/>	<input type="text" value="44"/>
Total enrolled full-time and part-time	2,971	2,501	5,472
Percent of admissions enrolled full-time and part-time	32	28	30

4. If test scores are required for admission for first-time, degree/certificate-seeking undergraduate students, provide the number and percentage of *enrolled* students submitting SAT and/or ACT scores, as well as the 25th and 75th percentile scores for each test. Provide writing test scores *only* if used for admission. Provide data for the most recent group of *enrolled* students for whom data are available. Include new students admitted the summer prior to the selected fall reporting period.

DO NOT convert test scores (e.g., do not convert an SAT score to an ACT scale, etc.). If you have numbers for both SAT and ACT scores, **provide the percentiles for both tests.**

Select reporting period:	<input type="radio"/> Fall 2011	<input checked="" type="radio"/> Fall 2012	<input type="radio"/> Test scores NOT required
Number of enrolled students that submitted <u>SAT</u> scores	<input type="text" value="2,551"/>		
Percent of enrolled students that submitted SAT scores	<input type="text" value="47"/>		
Number of enrolled students that submitted <u>ACT</u> scores	<input type="text" value="4,270"/>		
Percent of enrolled students that submitted ACT scores	<input type="text" value="78"/>		
	25th Percentile	75th Percentile	
SAT Critical Reading	<input type="text" value="530"/>	<input type="text" value="630"/>	
SAT Math			

	<input type="text" value="540"/>	<input type="text" value="650"/>
SAT Writing	<input type="text" value=""/>	<input type="text" value=""/>
ACT Composite	<input type="text" value="23"/>	<input type="text" value="28"/>
ACT English	<input type="text" value="23"/>	<input type="text" value="29"/>
ACT Math	<input type="text" value="24"/>	<input type="text" value="29"/>
ACT Writing	<input type="text" value=""/>	<input type="text" value=""/>

 You may use the space below to provide context for the data you've reported above. These context notes will be posted on the College Navigator website, and should be written to be understood by students and parents.

Neither SAT Writing nor ACT Writing tests are required.



Part B - Estimated Fall Enrollment

Estimated 2012 Fall Enrollment

Provide an early estimate of the institution's fall enrollment for all levels offered. Levels should match those indicated 'Yes' in the IC Header survey. If you made an error in the IC Header survey, please contact the Help Desk.

These data will NOT appear in College Navigator, but will be made available via the IPEDS Data Center.

Estimates should be based on the definitions used in the IPEDS Fall Enrollment component submitted during the spring collection (for academic institutions report an estimate of the students that are/will be enrolled as of October 15, 2012; for program reporter institutions report an estimate of students enrolled in your institution at any time between August 1 and October 31, 2012). Prior year (PY) Fall Enrollment counts are provided for reference.

	 Full-time	FT PY Enrollment	 Part-time	PT PY Enrollment	Total
Undergraduate (academic or occupational programs)	<input type="text" value="23,582"/>	24,268	<input type="text" value="2,223"/>	2,262	25,805
Of undergraduates, those who are first-time, degree/certificate-seeking students	<input type="text" value="5,428"/>	5,656	<input type="text" value="44"/>	48	5,472
Graduate	<input type="text" value="2,421"/>	2,574	<input type="text" value="3,499"/>	3,454	5,920

Part C - Student Services - Special Learning Opportunities

1. Does your institution accept any of the following? [Check all that apply]

Dual credit (college credit earned while in high school)

Credit for life experiences

Advanced placement (AP) credits

None of the above

2. What types of special learning opportunities are offered by your institution? [Check all that apply]

ROTC

Army

Navy

Air Force

Study abroad

Weekend/evening college

Teacher certification (for the elementary, middle school/junior high, or secondary level)

Do **not** include certifications to teach at the postsecondary level.

Students can complete their preparation in certain areas of specialization

Students must complete their preparation at another institution for certain areas of specialization

This institution is approved by the state for the initial certification or licensure of teachers

None of the above

3. If your institution grants a bachelor's degree or higher but does not offer a full 4-year program of study at the undergraduate level, how many years of completed college-level work are required for entrance?

Number of years

Select One ▾

Part C - Student Services - Distance Opportunities

4. Which of the following selected student services are offered by your institution? [Check all that apply]

- Remedial services
- Academic/career counseling services
- Employment services for current students
- Placement services for program completers
- On-campus day care for children of students
- None of the above

5. Does your institution have its own library or are you financially supporting a shared library with another postsecondary education institution?

- Have our own library
- Do not have our own library but contribute financial support to a shared library
- Neither of the above


6. Indicate whether or not any of the following alternative tuition plans are offered by your institution.

- No
- Yes

- Tuition guarantee
- Prepaid tuition plan
- Tuition payment plan
- Other (specify in box below)

7. Please indicate at what level(s) your institution offers distance education opportunities (courses and/or programs).

- Undergraduate
- Graduate
- The institution does not offer distance education opportunities

 You may use the space below to provide context for the data you've reported above. These context notes will be posted on the College Navigator website, and should be written to be understood by students and parents.

Currently, the tuition guarantee is for out-of-state undergraduate students only.

Institution: University of Colorado Boulder (126614)

User ID: P1266145

Part C - Disability Service


Please indicate the percentage of all undergraduates enrolled during fall 2011 who were formally registered as students with disabilities with the institution's office of disability services (or the equivalent office).

3 percent or less

More than 3 percent:

5

%

 You may use the space below to provide context for the data you've reported above. These context notes will be posted on the College Navigator website, and should be written to be understood by students and parents.

Part D - Student Charges Questions**1. Are all full-time, first-time degree/certificate-seeking students required to live on campus or in institutionally-controlled housing?**

If you answer **Yes** to this question, you will not be asked to report off-campus room and board in the price of attendance (D11).

This is only a screening question, and your response does not show up on College Navigator.

If you make any exceptions to this rule, and have even one first-time, full-time student living off-campus, please answer **No** so that this does not cause conflicts with the Student Financial Aid survey. Making changes to the SFA component is very difficult and may lead to inaccurate reporting for your institution.

- No
- Yes, and we do not make **ANY** (even one) exceptions to this rule

2. Does your institution charge different tuition for in-district, in-state, or out-of-state students?

If you answer **Yes** to this question, you will be expected to report tuition amounts for in-district, in-state, and out-of-state students.

*Please only select **Yes** if you really charge different tuition rates, or you will be reporting the same numbers 3 times.*

- No
- Yes

3. Does your institution offer institutionally-controlled housing (either on or off campus)?

If you answer **Yes** to this question, you will be expected to specify a housing capacity, and to report a room charge or a combined room and board charge (D10).

- No
- Yes

Specify housing capacity for academic year 2012-13

7,408

4. Do you offer board or meal plans to your students?

If you answer **Yes** to this question, you will be expected to report a board charge or combined room and board charge (D10).

- No
- Yes - Enter the number of meals per week in the maximum meal plan available

19

- Yes - Number of meals per week can vary (e.g., students' charge meals against a meal card)

Part D - Undergraduate Student Charges

If the institution charges an application fee, indicate the amount.

	Amount	Prior year
<u>Undergraduate application fee</u>	50	50

5. Charges to full-time undergraduate students for the full academic year 2012-13

Please be sure to report an average tuition that includes all students at all levels (freshman, sophomore, etc.).

	In-district	Prior year	In-state	Prior year	Out-of-state	Prior year
All full-time undergraduates						
Average tuition	8,056	7,672	8,056	7,672	29,952	28,850
Required fees	1,426	1,480	1,426	1,480	1,426	1,480

6. Per credit hour charge for part-time undergraduate students

Please be sure to report an average per credit tuition that includes all students at all levels (freshman, sophomore, etc.).

	In-district	Prior year	In-state	Prior year	Out-of-state	Prior year
Per credit hour charge	358	341	358	341	29,952	28,850

Part D - Graduate Student Charges

If the institution charges an application fee, indicate the amount.

	Amount	Prior year
Graduate application fee	50	50

*Please do not include tuition for Doctor's Degree – Professional Practice programs.
Data for those programs are collected separately.*

7. Charges to full-time graduate students for the full academic year 2012-13

	In-district	Prior year	In-state	Prior year	Out-of-state	Prior year
Average tuition	9,738	9,378	9,738	9,378	26,208	25,254
Required fees	1,435	1,489	1,435	1,489	1,435	1,489

8. Per credit hour charge for part-time graduate students

	In-district	Prior year	In-state	Prior year	Out-of-state	Prior year
Per credit hour charge	541	521	541	521	1,456	1,403

Part D - Student Charges - Graduate, Doctor's Professional Practice Tuition

9. List the typical tuition and required fees for a full-time doctor's - professional practice student in any of the selected programs for the full academic year 2012-13.

DO NOT include room and board charges

Doctor's degree - professional practice	In-state	Out-of-state
1. Chiropractic (D.C. or D.C.M.):		
Tuition amount		
Required fees		
2. Dentistry (D.D.S. or D.M.D.):		
Tuition amount		
Required fees		
3. Medicine (M.D.):		
Tuition amount		
Required fees		
4. Optometry (O.D.):		
Tuition amount		
Required fees		
5. Osteopathic Medicine (D.O.):		
Tuition amount		
Required fees		
6. Pharmacy (Pharm.D.):		
Tuition amount		
Required fees		
7. Podiatry (Pod.D., D.P., or D.P.M.):		
Tuition amount		
Required fees		
8. Veterinary Medicine (D.V.M.):		
Tuition amount		
Required fees		
9. Law (J.D.):		
Tuition amount	29,718	36,504
Required fees		

		1,777	
--	--	-------	--

			1,777
--	--	--	-------

Part D - Student Charges - Room and Board

10. What are the typical room and board charges for a student for the full academic year 2012-13?

If your institution offers room or board at no charge to students, enter zero.


If you report room and board separately, leave the combined charge blank. If you report a combined charge, leave the room and board charges blank.

Room and board charges	Amount	Prior year
Room charge (Double occupancy)	NA	
Board charge (Maximum plan)	NA	
Combined room and board charge (Answer only if you CANNOT separate room and board charges.)	11,730	11,278

Part D - Student Charges - Price of Attendance


11. Cost of attendance for full-time, first-time undergraduate students:

Please enter the amounts requested below. These data will be made available to the public on College Navigator. If your institution participates in any Title IV programs (Pell, Stafford, etc.), you must complete all information. *Estimates of expenses for books and supplies, room and board, and other expenses are those from the **Cost of Attendance report** used by the financial aid office in determining financial need. Please talk to your financial aid office to get these numbers, to ensure that you are reporting correctly.*

 If the **2012-13 tuition and/or fees as reported on this page** for full-time, first-time students are covered by a tuition guarantee program, check the applicable box(es) under 'Tuition Guarantee'. Additionally, please indicate the maximum % increase that is guaranteed. *These numbers are expected to be fairly small. Please contact the Help Desk if you are confused about these values and how to report them.*

Charges for full academic year	2009-10	2010-11	2011-12	2012-13	Tuition Guarantee (check only if applicable to entering students in 2012-13)	Guaranteed increase %
Published tuition and required fees:						
In-district						
Tuition	6,446	7,018	7,672	<input type="text" value="8,056"/>	<input type="checkbox"/>	<input type="text"/>
Required fees	1,486	1,493	1,480	<input type="text" value="1,426"/>	<input type="checkbox"/>	<input type="text"/>
Tuition + fees total	7,932	8,511	9,152	9,482		
In-state						
Tuition	6,446	7,018	7,672	<input type="text" value="8,056"/>	<input type="checkbox"/>	<input type="text"/>
Required fees	1,486	1,493	1,480	<input type="text" value="1,426"/>	<input type="checkbox"/>	<input type="text"/>
Tuition + fees total	7,932	8,511	9,152	9,482		
Out-of-state						
Tuition	26,700	28,000	28,850	<input type="text" value="29,952"/>	<input checked="" type="checkbox"/>	<input type="text" value="0"/>
Required fees	1,486	1,493	1,480	<input type="text" value="1,426"/>	<input type="checkbox"/>	<input type="text"/>
Tuition + fees total	28,186	29,493	30,330	31,378		
Books and supplies						
Books and supplies	1,749	1,748	1,992	<input type="text" value="1,800"/>		
On campus:						
Room and board	10,378	10,792	11,278	<input type="text" value="11,730"/>		

Other expenses	4,698	4,696	4,814	4,842	
Room and board and other expenses	15,076	15,488	16,092		16,572
Off campus (not with family):					
Room and board				8,900	
Other expenses				4,842	
Room and board and other expenses	0	0	0		13,742
Off campus (with family):					
Other expenses				4,698	

 You may use the space below to provide context for the data you've reported above. These context notes will be posted on the College Navigator website, and should be written to be understood by students and parents.

"Other expenses" include transportation (\$1,296), a health insurance allowance (\$2,232), and personal (\$1,314). These costs, along with tuition, fees, room and board, and estimated books and supplies, are used by the Office of Financial Aid to compute financial need. The tuition reported is for the largest college, Arts and Sciences. Other colleges, including engineering and business, have higher tuition rates.

Part E - Athletic Association

1. Is this institution a member of a national athletic association?

- No
- Yes - Check all that apply
 - National Collegiate Athletic Association (NCAA)
 - National Association of Intercollegiate Athletics (NAIA)
 - National Junior College Athletic Association (NJCAA)
 - United States Collegiate Athletic Association (USCAA)
 - National Christian College Athletic Association (NCCAA)
 - Other

2. If this institution is a member of the NCAA or NAIA, specify the conference FOR EACH SPORT using the pull down menu.

Sport	NCAA or NAIA member		Conference
Football	<input type="radio"/> No	<input checked="" type="radio"/> Yes-Specify	Pacific-12 Conference
Basketball	<input type="radio"/> No	<input checked="" type="radio"/> Yes-Specify	Pacific-12 Conference
Baseball	<input checked="" type="radio"/> No	<input type="radio"/> Yes-Specify	Select One
Cross country and/or track	<input type="radio"/> No	<input checked="" type="radio"/> Yes-Specify	Pacific-12 Conference

Institution: University of Colorado Boulder (126614)

User ID: P1266145

Prepared by

This survey component was prepared by:

<input type="radio"/>	Keyholder	<input type="radio"/>	SFA Contact	<input type="radio"/>	HR Contact	<input type="radio"/>	Finance Contact	<input checked="" type="radio"/>	Other
-----------------------	-----------	-----------------------	-------------	-----------------------	------------	-----------------------	-----------------	----------------------------------	-------

Name:

Email:

How long did it take to prepare this survey component? hours minutes

The name of the preparer is being collected so that we can follow up with the appropriate person in the event that there are questions concerning the data. The Keyholder will be copied on all email correspondence to other preparers.

The time it took to prepare this component is being collected so that we can continue to improve our estimate of the reporting burden associated with IPEDS. Please include in your estimate the time it took for you to review instructions, query and search data sources, complete and review the component, and submit the data through the Data Collection System.

Thank you for your assistance.

Summary**Institutional Characteristics Component Summary
Academic Year Reporters**

IPEDS collects important information regarding your institution. All data reported in IPEDS survey components become available in the IPEDS Data Center and appear as aggregated data in various Department of Education reports. Additionally, some of the reported data appears specifically for your institution through the College Navigator website and is included in your institution's Data Feedback Report (DFR). The purpose of this summary is to provide you an opportunity to view some of the data that, when accepted through the IPEDS quality control process, will appear on the College Navigator website and/or your DFR. College Navigator is updated approximately three months after the data collection period closes and Data Feedback Reports will be available through the ExPT and sent to your institution's CEO in November 2013.

Please review your data for accuracy. If you have questions about the data displayed below after reviewing the data reported on the survey screens, please contact the IPEDS Help Desk at: 1-877-225-2568 or ipedshelp@rti.org.

GENERAL INFORMATION

Mission Statement	http://www.colorado.edu/catalog/2012-13/information/intro
Are all the programs at your institution offered completely via distance education?	No
Special Learning Opportunities	ROTC (Army Navy Air Force) Study abroad Teacher certification (below the postsecondary level)
Student Services	Academic/career counseling services Employment services for current students Placement services for program completers On-campus day care for children of students
Credit Accepted	Dual credit (college credit earned while in high school) Advanced placement (AP) credits
Undergraduate students enrolled who are formally registered with office of disability services	5%

PRICING INFORMATION

Estimated expenses for academic year for full-time, first-time students	2009-10	2010-11	2011-12	2012-13
In-district tuition and fees	\$7,932	\$8,511	\$9,152	\$9,482
In-state tuition and fees	\$7,932	\$8,511	\$9,152	\$9,482
Out-of-state tuition and fees	\$28,186	\$29,493	\$30,330	\$31,378
Books and supplies	\$1,749	\$1,748	\$1,992	\$1,800
On Campus Room and Board	\$10,378	\$10,792	\$11,278	\$11,730
On Campus Other Expenses	\$4,698	\$4,696	\$4,814	\$4,842
Off Campus Room and Board	N/A	N/A	N/A	\$8,900
Off Campus Other Expenses	N/A	N/A	N/A	\$4,842

PRICING INFORMATION

Off Campus with family Other Expenses	N/A	N/A	N/A	\$4,698
Average undergraduate student tuition and fees for academic year 2012-13	Tuition		Fees	
In-district	\$8,056		\$1,426	
In-state	\$8,056		\$1,426	
Out-of-state	\$29,952		\$1,426	
Average graduate student tuition and fees for academic year 2012-13	Tuition		Fees	
In-district	\$9,738		\$1,435	
In-state	\$9,738		\$1,435	
Out-of-state	\$26,208		\$1,435	
Alternative tuition plans	Tuition guarantee Tuition payment plan			

ADMISSIONS INFORMATION

Open admission	No		
Undergraduate application fee 2012-13	\$50		
Undergraduate Admissions Fall 2012	Total	Male	Female
Number of applicants	21,744	11,465	10,279
Percent admitted	84%	81%	87%
Percent admitted who enrolled	30%	32%	28%
Admissions Considerations	Required	Recommended	
	Secondary school GPA Secondary school record Admission test scores (SAT/ACT) TOEFL (Test of English as a Foreign language)	Secondary school rank Completion of college-preparatory program Recommendations	
Test Scores Fall 2012 (enrolled full-time students)	# Submitting Scores	% Submitting Scores	
SAT	2,551	47%	
ACT	4,270	78%	
	25 th Percentile	75 th Percentile	
SAT Critical Reading	530	630	
SAT Math	540	650	
SAT Writing	N/A	N/A	
ACT Composite	23	28	
ACT English	23	29	
ACT Math	24	29	
ACT Writing	N/A	N/A	

Institutional Characteristics

University of Colorado Boulder (126614)

Source	Description	Severity	Resolved	Options
Screen: Selection Process				
Screen Entry	You reported the number of students who submitted SAT test scores but you did not enter any percentiles. Please explain or fix. (Error #11172)	Explanation	Yes	
Reason:	Neither SAT Writing nor ACT Writing tests are required.			
Screen Entry	You reported the number of students who submitted SAT test scores but you did not enter any percentiles. Please explain or fix. (Error #11172)	Explanation	Yes	
Reason:	Neither SAT Writing nor ACT Writing tests are required.			
Screen Entry	You reported the number of students who submitted ACT test scores but you did not enter any percentiles. Please explain or fix. (Error #11173)	Explanation	Yes	
Reason:	Neither SAT Writing nor ACT Writing tests are required.			
Screen Entry	You reported the number of students who submitted ACT test scores but you did not enter any percentiles. Please explain or fix. (Error #11173)	Explanation	Yes	
Reason:	Neither SAT Writing nor ACT Writing tests are required.			
Screen: Price of Attendance				
Screen Entry	This value should be within 20% of prior year. (Error #11110)	Explanation	Yes	
Reason:	Due to how IPEDS is asking us to report on our freshman requirement to live on campus (obviously there are always exceptions!), we have not reported this category in the past. Therefore the value will not be within 20% of prior year.			
Screen Entry	This value should be within 20% of prior year. (Error #11110)	Explanation	Yes	
Reason:	Due to how IPEDS is asking us to report on our freshman requirement to live on campus (obviously there are always exceptions!), we have not reported this category in the past. Therefore the value will not be within 20% of prior year.			
Screen Entry	This value should be within 20% of prior year. (Error #11110)	Explanation	Yes	
Reason:	Due to how IPEDS is asking us to report on our freshman requirement to live on campus (obviously there are always exceptions!), we have not reported this category in the past. Therefore the value will not be within 20% of prior year.			
Screen Entry	You indicated that you offer tuition guarantee in part C question 6, but you didn't check the tuition guarantee box on the pricing page. Please fix or explain. (Error #11226)	Explanation	Yes	
Reason:	Currently, the tuition guarantee is for out-of-state undergraduate students only.			
Related Screens:	Price of Attendance			
Screen Entry	You indicated that you offer tuition guarantee in part C question 6, but you didn't check the tuition guarantee box on the pricing page. Please fix or explain. (Error #11226)	Explanation	Yes	
Reason:	Currently, the tuition guarantee is for out-of-state undergraduate students only.			
Related Screens:	Price of Attendance			

